



Foreign Exchange and Financial Markets in January 2009

EUR/USD		1.3988 ↓ 1.2780	USD/MDL		10.3500 ↑ 10.5300
▼ -8.6360%			▲ 1.7391%		
Max.	1.3988 - 01.01.2009		Max.	10.5400 - 20.01.2009	
Min.	1.2780 - 30.01.2009		Min.	10.3000 - 05.01.2009	
GBP/USD		1.4605 ↓ 1.4503	USD/RUB		29.1475 ↑ 35.7466
▼ -0.6984%			▲ 22.6404%		
Max.	1.5243 - 08.01.2009		Max.	35.7466 - 30.01.2009	
Min.	1.3811 - 23.01.2009		Min.	29.1420 - 05.01.2009	
USD/CHF		1.0668 ↑ 1.1607	USD/RON		2.8586 ↑ 3.3516
▲ 8.8020%			▲ 17.2462%		
Max.	1.1607 - 30.01.2009		Max.	3.3516 - 30.01.2009	
Min.	1.0668 - 01.01.2009		Min.	2.8586 - 01.01.2009	
USD/JPY		90.76 ↓ 89.97	USD/UAH		7.8000 ↓ 7.6800
▼ -0.8704%			▼ -1.5385%		
Max.	93.66 - 06.01.2009		Max.	8.7900 - 12.01.2009	
Min.	88.79 - 22.01.2009		Min.	7.6800 - 30.01.2009	
Dow Jones*		9034.69 ↓ 8000.86	DAX*		4973.07 ↓ 4338.35
▼ -11.4429%			▼ -12.7631%		
Max.	9034.69 - 02.01.2009		Max.	5026.31 - 06.01.2009	
Min.	7949.09 - 20.01.2009		Min.	4178.94 - 23.01.2009	
Nikkei*		9043.12 ↓ 7994.05	FTSE*		4561.79 ↓ 4149.64
▼ -11.6008%			▼ -9.0348%		
Max.	9239.24 - 07.01.2009		Max.	4638.92 - 06.01.2009	
Min.	7682.14 - 26.01.2009		Min.	4052.23 - 22.01.2009	
Source: Reuters					
* Daily close values					



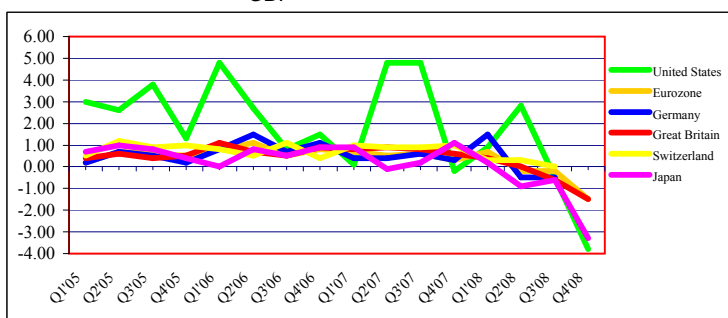
Foreign Exchange and Financial Markets in January 2009

Economic indicators

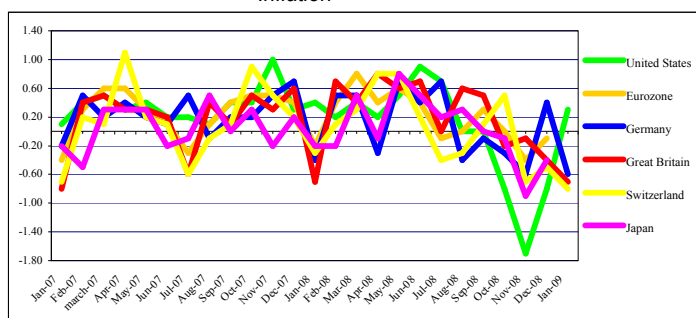
	GDP			Inflation			Unemployment			Industrial Product		
	Q2'08	Q3'08	Q4'08	November	December	January	November	December	January	November	December	January
United States *	2.8	-0.5	-3.8	-1.7	-0.8	0.3	6.8	7.2	7.6	-1.2	-2.4	-1.8
Eurozone	-0.2	-0.2	-1.5	-0.4	-0.1	n/a	7.9	8.0	n/a	-2.2	-2.6	n/a
Germany	-0.5	-0.5	n/a	-0.6	0.4	-0.6	7.1	7.2	n/a	-3.7	-4.6	n/a
Great Britain	0.0	-0.6	-1.5	-0.1	-0.4	-0.7	6.1	6.3	n/a	-2.5	-1.7	n/a
Switzerland	0.3	0.0	n/a	-0.7	-0.5	-0.8	2.7	3.0	3.3	n/a	n/a	n/a
Japan	-0.9	-0.6	-3.3	-0.9	-0.4	n/a	3.9	4.4	n/a	-8.5	-9.8	n/a

* United States GDP annual rates

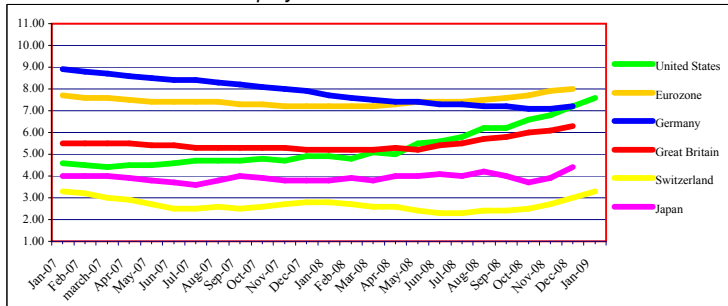
GDP



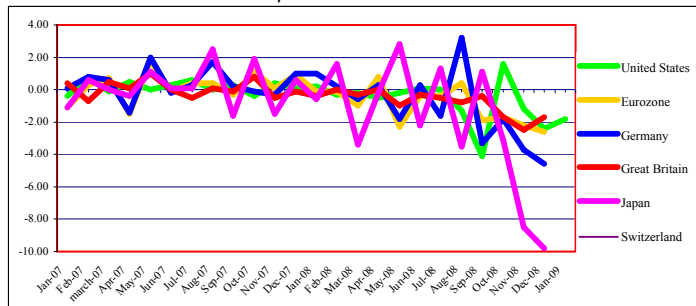
Inflation



Unemployment



Industrial production



Forex Trends (US Dollars against four major currencies at the end of the month)

	August"2008	September"2008	October"2008	November"2008	December"2008	January"2009
EUR/USD	1.4672	1.4102	1.2730	1.2695	1.3978	1.2780
GBP/USD	1.8211	1.7828	1.6068	1.5393	1.4626	1.4503
USD/CHF	1.1011	1.1211	1.1576	1.2134	1.0669	1.1607
USD/JPY	108.79	106.03	98.44	98.74	90.60	89.97

Indices (value at the end of the month) *

	November"2008	December"2008	January"2009	TREND	Modification	%
DAX	4669.44	4810.20	4338.35	↓	-471.85	-9.81
FTSE 100	4288.01	4392.68	4149.64	↓	-243.04	-5.53
Dow Jones	8829.04	8776.39	8000.86	↓	-775.53	-8.84
Nikkei 225	8512.27	8859.56	7994.05	↓	-865.51	-9.77

Source: Bloomberg.

* Daily close values