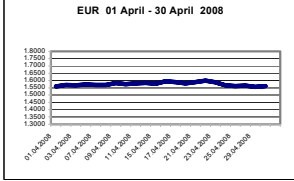
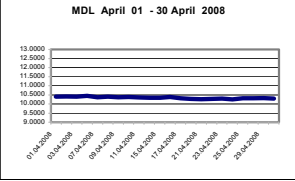
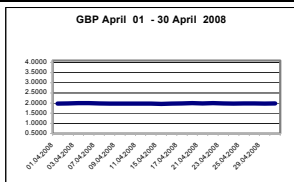
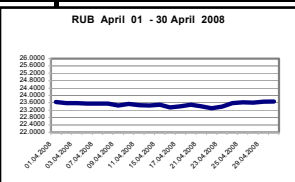
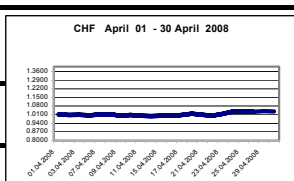
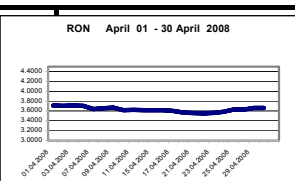
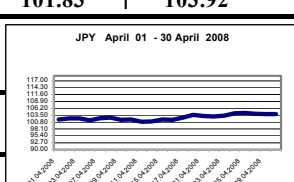
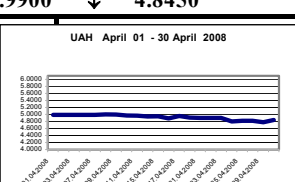
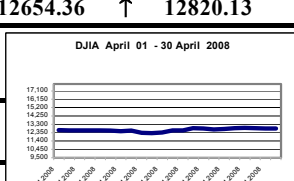
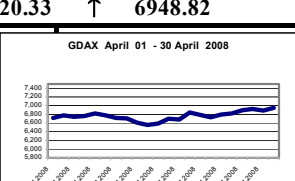
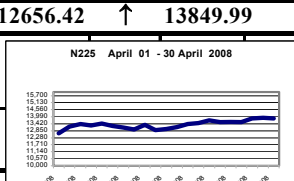
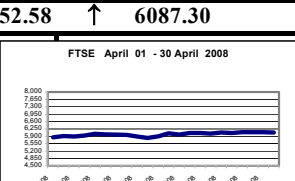




Foreign Exchange and Financial Markets in April 2008			
EUR/USD 1.5609 ↑ 1.5616		USD/MDL 10.4000 ↓ 10.3000	
□ 0.0448%		□ -0.9615%	
Max. 1.5987 - 22.04.2008		Max. 10.4550 - 04.04.2008	
Min. 1.5567 - 29.04.2008		Min. 10.2500 - 24.04.2008	
GBP/USD 1.9756 ↑ 1.9862		USD/RUB 23.6481 ↑ 23.6790	
□ 0.5365%		□ 0.1307%	
Max. 1.9973 - 18.04.2008		Max. 23.6790 - 30.04.2008	
Min. 1.9626 - 15.04.2008		Min. 23.3132 - 22.04.2008	
USD/CHF 1.0124 ↑ 1.0353		USD/RON 3.7093 ↓ 3.6611	
□ 2.2620%		□ -1.2994%	
Max. 1.0376 - 29.04.2008		Max. 3.7100 - 03.04.2008	
Min. 0.9985 - 14.04.2008		Min. 3.5538 - 22.04.2008	
USD/JPY 101.83 ↑ 103.92		USD/UAH 4.9900 ↓ 4.8450	
□ 2.0524%		□ -2.9058%	
Max. 104.40 - 25.04.2008		Max. 5.0000 - 08.04.2008	
Min. 100.95 - 11.04.2008		Min. 4.7800 - 29.04.2008	
Dow Jones* 12654.36 ↑ 12820.13		DAX* 6720.33 ↑ 6948.82	
□ 1.3100%		□ 3.4000%	
Max. 12891.86 - 25.04.2008		Max. 6948.82 - 30.04.2008	
Min. 12302.06 - 14.04.2008		Min. 6554.49 - 14.04.2008	
Nikkei* 12656.42 ↑ 13849.99		FTSE* 5852.58 ↑ 6087.30	
□ 9.4306%		□ 4.0105%	
Max. FALSE - 28.04.2008		Max. 6091.37 - 25.04.2008	
Min. 12656.42 - 01.04.2008		Min. 5831.61 - 14.04.2008	

Source: Reuters
* Daily close values



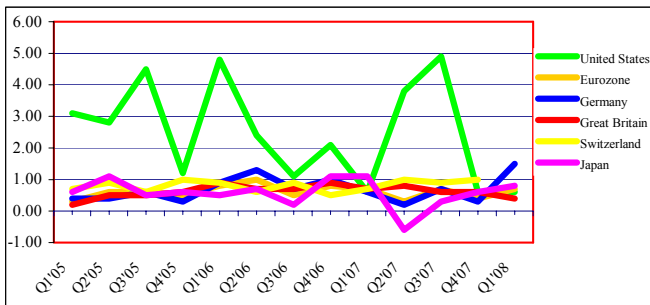
Foreign Exchange and Financial Markets in April 2008

Economic indicators

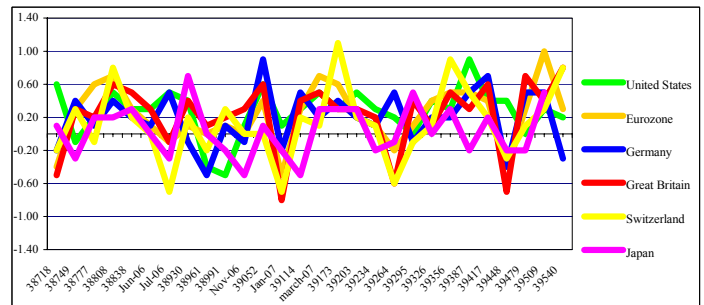
	GDP			Inflation			Unemployment			Industrial Product		
	Q3'07	Q4'07	Q1'08	February	March	April	February	March	April	February	March	April
United States *	4.9	0.6	0.6	0.0	0.3	0.2	4.8	5.1	5.0	-0.7	0.2	-0.7
Eurozone	0.7	0.4	0.7	0.3	1.0	0.3	7.1	7.1	n/a	0.3	-0.2	n/a
Germany	0.7	0.3	1.5	0.5	0.5	-0.3	7.4	7.3	n/a	0.2	-0.5	n/a
Great Britain	0.6	0.6	0.4	0.7	0.4	0.8	5.2	5.2	n/a	0.2	-0.4	n/a
Switzerland	0.9	1.0	n/a	0.1	0.3	0.8	2.7	2.6	2.6	n/a	n/a	n/a
Japan	0.3	0.6	0.8	-0.2	0.5	n/a	3.9	3.8	n/a	1.6	-3.4	n/a

* United States GDP annual rates

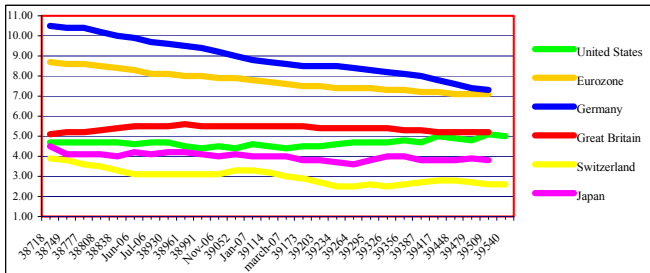
GDP



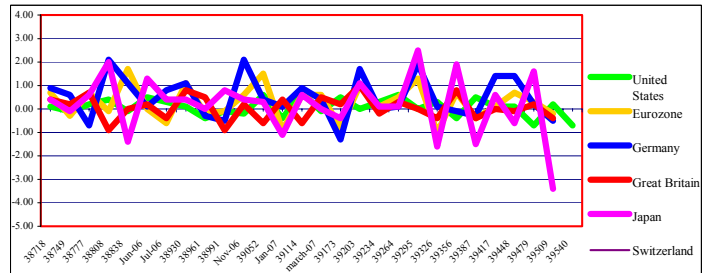
Inflation



Unemployment



Industrial production



Forex Trends (US Dollars against four major currencies at the end of the month)

	November'2007	December'2007	January'2008	February'2008	March'2008	April'2008
EUR/USD	1.4631	1.4589	1.4865	1.5179	1.5772	1.5616
GBP/USD	2.0571	1.9847	1.9872	1.9869	1.9828	1.9862
USD/CHF	1.1322	1.1335	1.0805	1.0410	0.9934	1.0353
USD/JPY	111.18	111.33	106.35	103.85	99.81	103.92

Indices (value at the end of the month) *

	February'2008	March'2008	April'2008	TREND	Modification	%
DAX	6748.13	6534.97	6948.82	↑	413.85	6.33
FTSE 100	5884.30	5702.11	6087.30	↑	385.19	6.76
Dow Jones	12266.39	12262.89	12820.13	↑	557.24	4.54
Nikkei 225	13603.02	12525.54	13849.99	↑	1324.45	10.57

Source: Bloomberg.

* Daily close values