



Foreign Exchange and Financial Markets in December 2010

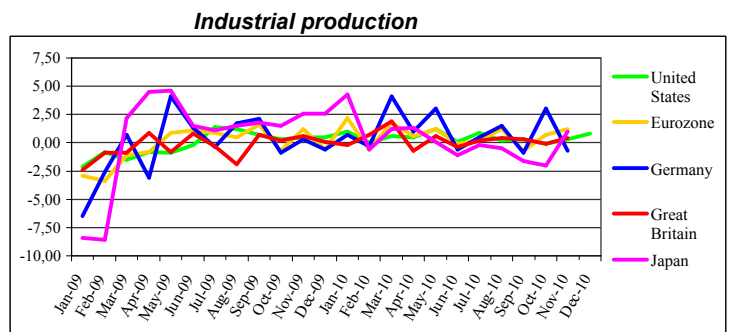
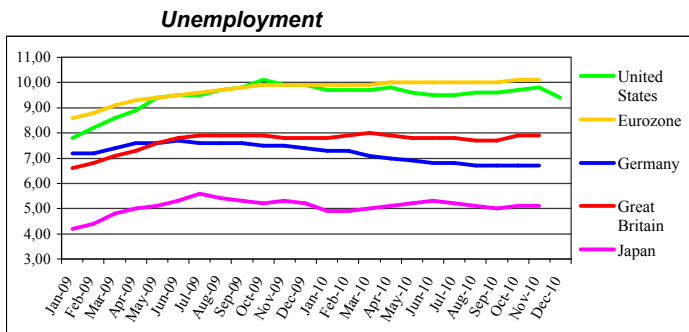
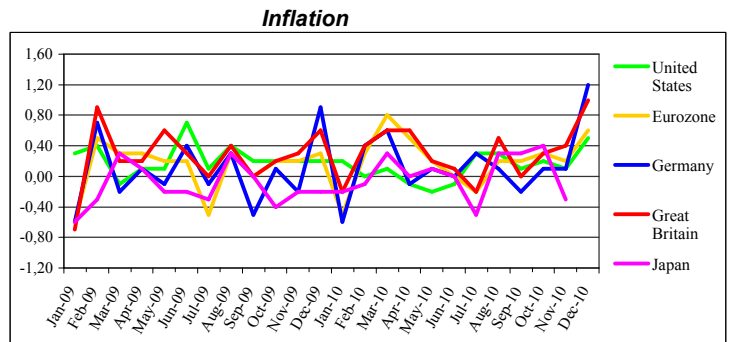
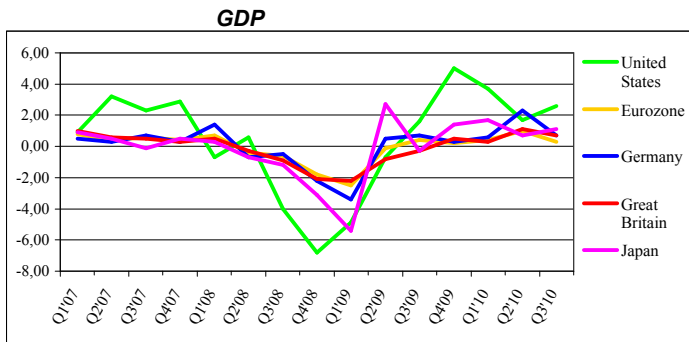
EUR/USD 1,3142 ↑ 1,3377		USD/MDL 12,1850 ↓ 12,0655	
▲ 1,7882%		▼ -0,9807%	
Max. 1,3414 - 03.12.2010 Min. 1,3095 - 21.12.2010		Max. 12,3055 - 07.12.2010 Min. 11,8200 - 14.12.2010	
GBP/USD 1,5627 ↓ 1,5599		USD/RUB 31,3490 ↓ 30,5720	
▼ -0,1792%		▼ -2,4785%	
Max. 1,5856 - 13.12.2010 Min. 1,5382 - 28.12.2010		Max. 31,3490 - 01.12.2010 Min. 30,3090 - 27.12.2010	
USD/CHF 1,0022 ↓ 0,9335		USD/RON 3,2681 ↓ 3,1673	
▼ -6,8549%		▼ -3,0844%	
Max. 1,0022 - 01.12.2010 Min. 0,9335 - 31.12.2010		Max. 3,2702 - 21.12.2010 Min. 3,1673 - 31.12.2010	
USD/JPY 84,19 ↓ 81,15		USD/UAH 7,9710 ↓ 7,9650	
▼ -3,6109%		▼ -0,0753%	
Max. 84,25 - 15.12.2010 Min. 81,15 - 31.12.2010		Max. 7,9900 - 16.12.2010 Min. 7,9400 - 07.12.2010	
Dow Jones* 11255,78 ↑ 11577,51		DAX* 6866,63 ↑ 6914,19	
▲ 2,8583%		▲ 0,6926%	
Max. 11585,38 - 29.12.2010 Min. 11255,78 - 01.12.2010		Max. 7077,99 - 21.12.2010 Min. 6866,63 - 01.12.2010	
Nikkei* 9988,05 ↑ 10228,92		FTSE* 5642,50 ↑ 5899,94	
▲ 2,4116%		▲ 4,5625%	
Max. 10370,53 - 21.12.2010 Min. 9988,05 - 01.12.2010		Max. 5996,36 - 29.12.2010 Min. 5642,50 - 01.12.2010	
Source: Reuters			
* Daily close values			

Foreign Exchange and Financial Markets in December 2010

Economic indicators (%)

	GDP (modification)			Inflation (modification)			Unemployment rate			Industrial Product (modification)		
	Q1'10	Q2'10	Q3'10	October '10	November '10	December '10	October '10	November '10	December '10	October '10	November '10	December '10
United States *	3,7	1,7	2,6	0,2	0,1	0,5	9,7	9,8	9,4	-0,1	0,3	0,8
Eurozone	0,4	1,0	0,3	0,3	0,2	0,6	10,1	10,1	n/a	0,7	1,2	n/a
Germany	0,6	2,3	0,7	0,1	0,1	1,2	6,7	6,7	n/a	3,0	-0,7	n/a
Great Britain	0,3	1,1	0,7	0,3	0,4	1,0	7,9	7,9	n/a	-0,1	0,4	n/a
Japan	1,7	0,7	1,1	0,4	-0,3	n/a	5,1	5,1	n/a	-2,0	1,0	n/a

* United States GDP annual rates



Forex Trends (US Dollars against major currencies at the end of the month)

	July 2010	August 2010	September 2010	October 2010	November 2010	December 2010
EUR/USD	1,3045	1,2685	1,3630	1,3947	1,2977	1,3377
GBP/USD	1,5682	1,5349	1,5711	1,6038	1,5551	1,5599
USD/CHF	1,0413	1,0140	0,9821	0,9820	1,0041	0,9335
USD/JPY	86,45	84,16	83,45	80,39	83,67	81,15

Indices (value at the end of the month) *

	October 2010	November 2010	December 2010	TREND	Modification	%
DAX	6601,37	6688,49	6914,19	↑	225,70	3,37
FTSE 100	5675,16	5528,27	5899,94	↑	371,67	6,72
Dow Jones	11118,49	11006,02	11577,51	↑	571,49	5,19
Nikkei 225	9202,45	9937,04	10228,92	↑	291,88	2,94

* Daily close values

Source: Bloomberg.