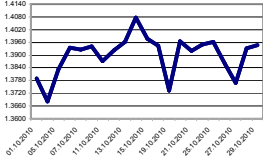
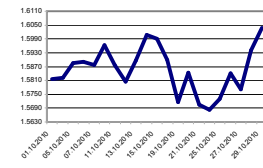
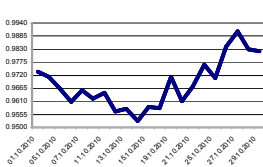

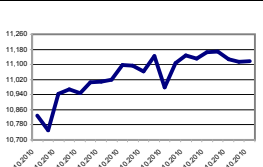
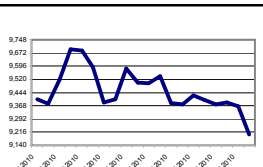




Foreign Exchange and Financial Markets in October 2010				
EUR/USD		1.3789 ↑ 1.3947	USD/MDL 11.8000 ↓ 11.7900	
▲ 1.1458%			▼ -0.0847%	
Max.	1.4078 - 14.10.2010		Max.	11.8300 - 22.10.2010
Min.	1.3680 - 04.10.2010		Min.	11.5000 - 11.10.2010
GBP/USD		1.5815 ↑ 1.6038	USD/RUB 30.4850 ↑ 30.8430	
▲ 1.4101%			▲ 1.1743%	
Max.	1.6038 - 29.10.2010		Max.	30.8430 - 29.10.2010
Min.	1.5683 - 22.10.2010		Min.	29.7850 - 06.10.2010
USD/CHF		0.9734 ↑ 0.9820	USD/RON 3.0878 ↓ 3.0565	
▲ 0.8835%			▼ -1.0137%	
Max.	0.9904 - 27.10.2010		Max.	3.1268 - 19.10.2010
Min.	0.9527 - 14.10.2010		Min.	3.0381 - 14.10.2010
USD/JPY		83.19 ↓ 80.39	USD/UAH 7.9370 ↑ 7.9480	
▼ -3.3658%			▲ 0.1386%	
Max.	83.34 - 04.10.2010		Max.	7.9530 - 19.10.2010
Min.	80.39 - 29.10.2010		Min.	7.9370 - 01.10.2010
Dow Jones*		10829.68 ↑ 11118.49	DAX* 6211.34 ↑ 6601.37	
▲ 2.6668%			▲ 6.2793%	
Max.	11169.46 - 26.10.2010		Max.	6639.21 - 25.10.2010
Min.	10751.27 - 04.10.2010		Min.	6134.21 - 04.10.2010
Nikkei*		9404.23 ↓ 9202.45	FTSE* 5592.90 ↑ 5675.16	
▼ -2.1456%			▲ 1.4708%	
Max.	9691.43 - 06.10.2010		Max.	5757.86 - 21.10.2010
Min.	9202.45 - 29.10.2010		Min.	5555.97 - 04.10.2010

Source: Reuters

* Daily close values



Foreign Exchange and Financial Markets in October 2010

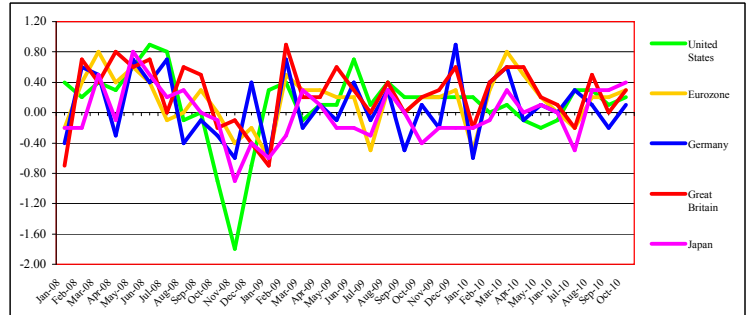
Economic indicators (%)												
	GDP (modification)			Inflation (modification)			Unemployment rate			Industrial Product (modification)		
	Q1'10	Q2'10	Q3'10	August '10	September '10	October '10	August '10	September '10	October '10	August '10	September '10	October '10
United States *	3.7	1.7	2.5	0.3	0.1	0.2	9.6	9.6	9.6	0.2	-0.2	0.0
Eurozone	0.3	1.0	0.4	0.2	0.2	0.3	10.0	10.1	n/a	1.1	-0.7	n/a
Germany	0.6	2.3	0.7	0.1	-0.2	0.1	6.8	6.7	n/a	1.5	-0.8	n/a
Great Britain	0.4	1.2	0.8	0.5	0.0	0.3	7.7	7.7	n/a	0.3	0.4	n/a
Japan	1.6	0.4	0.9	0.3	0.3	0.4	5.1	5.0	n/a	-0.5	-1.6	n/a

* United States GDP annual rates

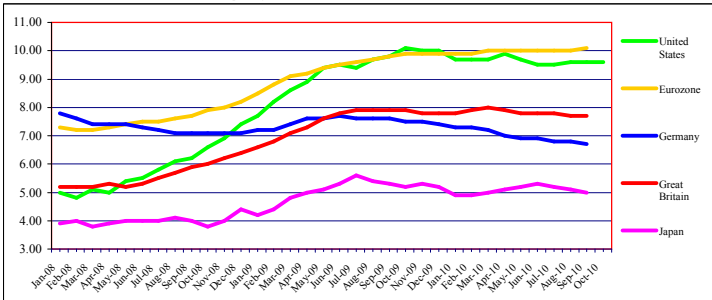
GDP



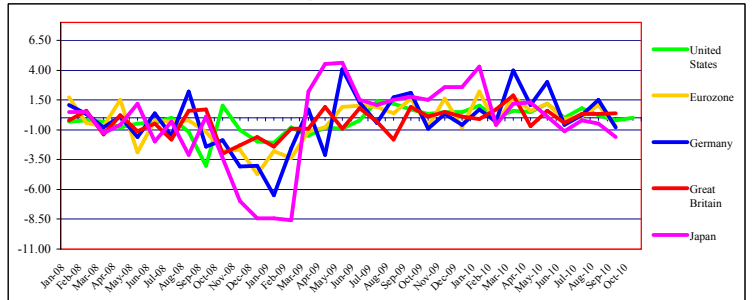
Inflation



Unemployment



Industrial production



Forex Trends (US Dollars against major currencies at the end of the month)

	May 2010	June 2010	July 2010	August 2010	September 2010	October 2010
EUR/USD	1.2305	1.2234	1.3045	1.2685	1.3630	1.3947
GBP/USD	1.4537	1.4947	1.5682	1.5349	1.5711	1.6038
USD/CHF	1.1548	1.0770	1.0413	1.0140	0.9821	0.9820
USD/JPY	91.24	88.39	86.45	84.16	83.45	80.39

Indices (value at the end of the month) *

	August 2010	September 2010	October 2010	TREND	Modification	%
DAX	5925.22	6229.02	6601.37	↑	372.35	5.98
FTSE 100	5225.22	5548.62	5675.16	↑	126.54	2.28
Dow Jones	10014.72	10788.05	11118.49	↑	330.44	3.06
Nikkei 225	8824.06	9369.35	9202.45	↓	-166.90	-1.78

* Daily close values

Source: Bloomberg.