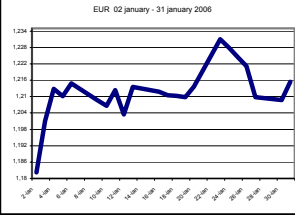
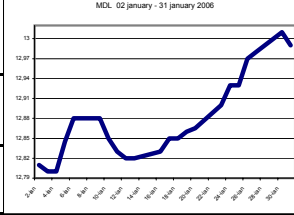
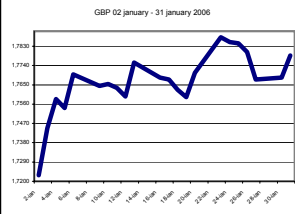

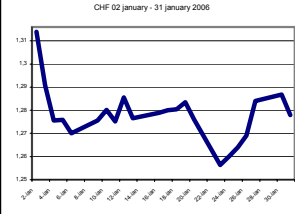
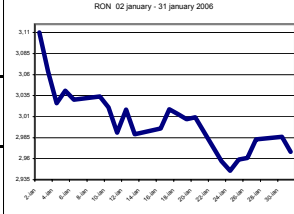
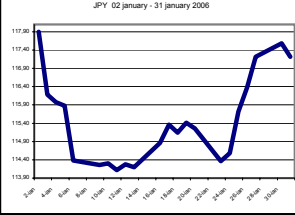
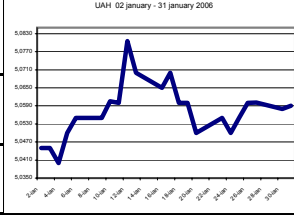
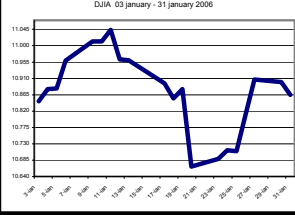
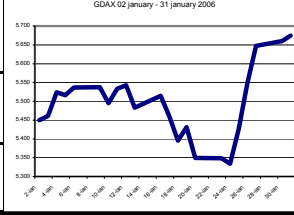

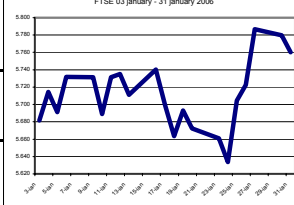


Foreign Exchange and Financial Markets in January 2006

USD/EUR (1,1822 ↑ 1,2154)	MDL/USD (12,810 ↑ 12,990)
▲ 2,8083%	▲ 1,4052%
Max.–1,2310 (23.01.06) Min.–1,1822 (02.01.06)	Max.–13,010 (30.01.06) Min.–12,800 (03.01.06)
	
USD/GBP (1,7228 ↑ 1,7787)	RUB/USD (28,7389 ↓ 28,1175)
▲ 3,2447%	▼ -2,1622%
Max.–1,7871 (23.01.06) Min.–1,7228 (02.01.06)	Max.–28,7389 (02.01.06) Min.–27,9450 (25.01.06)
	
CHF/USD (1,3139 ↓ 1,2779)	RON/USD (3,1101 ↓ 2,9680)
▼ -2,7399%	▼ -4,5690%
Max.–1,3139 (02.01.06) Min.–1,2563 (23.01.06)	Max.–3,1101 (02.01.06) Min.–2,9455 (24.01.06)
	
JPY/USD (117,90 ↓ 117,22)	UAH/USD (5,0450 ↑ 5,0590)
▼ -0,5768%	▲ 0,2775%
Max.–117,90 (02.01.06) Min.–114,12 (11.01.06)	Max.–5,0805 (12.01.06) Min.–5,0400 (04.01.06)
	
Dow Jones* (10847,41 ↑ 10864,86)	DAX* (5449,98 ↑ 5674,15)
▲ 0,1609%	▲ 4,1132%
Max.–11043,44 (11.01.06) Min.–10667,39 (20.01.06)	Max.–5674,15 (31.01.06) Min.–5334,30 (24.01.06)
	
Nikkei 225* (16361,54 ↑ 16649,82)	FTSE* (5681,50 - 5760,30)
▲ 1,7619%	▲ 1,3870%
Max.–16649,82 (31.01.06) Min.–15341,18 (18.01.06)	Max.–5786,80 (27.01.06) Min.–5633,80 (24.01.06)
	

Source: Reuters

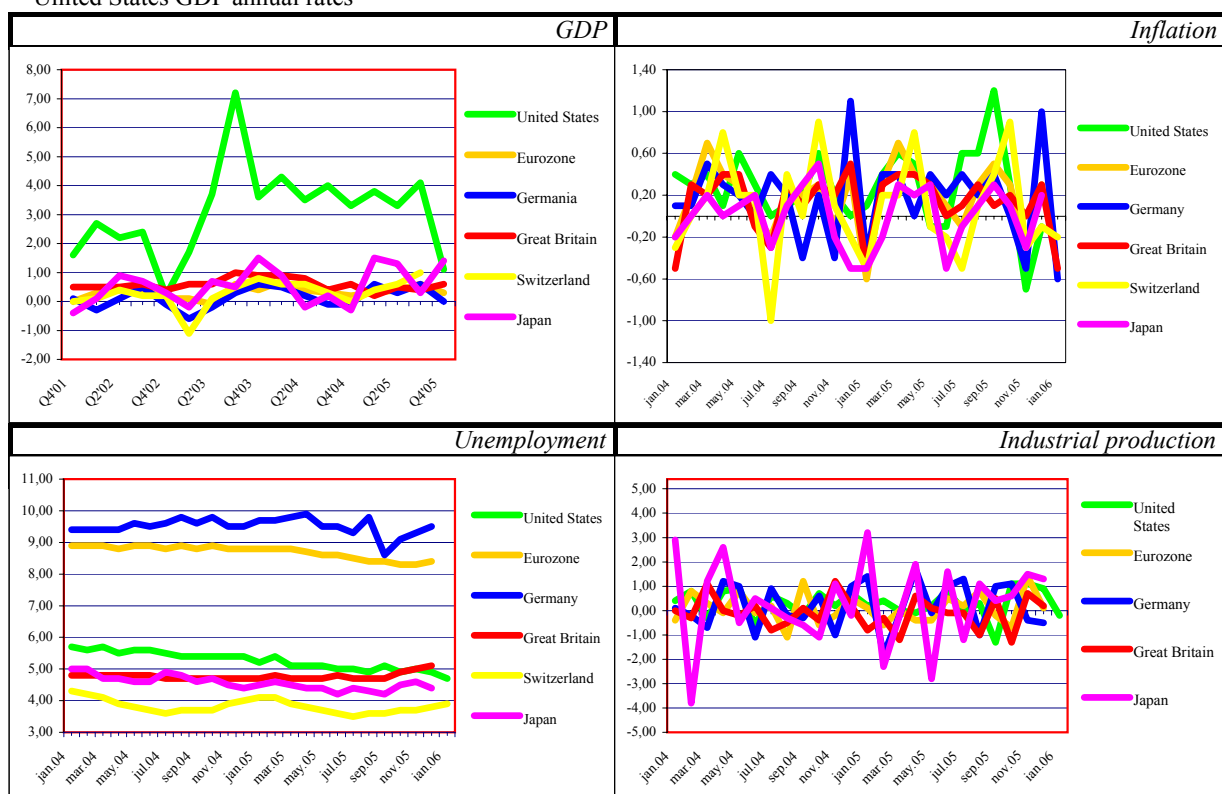
* Daily close values

Foreign Exchange and Financial Markets in January 2006

Economic indicators

	GDP			Inflation			Unemployment			Industrial production		
	Q2'05	Q3'05	Q4'05	nov.	dec.	jan.	nov.	dec.	jan.	nov.	dec.	jan.
United States *	3,3	4,1	1,1	-0,7	-0,1	n/a	5,0	4,9	4,7	1,1	0,9	-0,2
Eurozone	0,4	0,6	0,3	-0,3	0,3	n/a	8,3	8,4	n/a	1,4	0,1	n/a
Germany	0,3	0,6	0,0	-0,5	1,0	-0,6	9,3	9,5	n/a	-0,4	-0,5	n/a
Great Britain	0,5	0,4	0,6	0,0	0,3	-0,5	5,0	5,1	n/a	0,7	0,2	n/a
Switzerland	0,6	1,0	n/a	-0,3	-0,1	-0,2	3,7	3,8	3,9	n/a	n/a	n/a
Japan	1,3	0,3	1,4	-0,3	0,2	n/a	4,6	4,4	n/a	1,5	1,3	n/a

* United States GDP annual rates



Forex Trends (US Dollars against four major currencies at the end of the month)

	July'05	August'05	September'05	October'05	November'05	December'05	January'06
USD/EUR	1,2130	1,2343	1,2029	1,1987	1,1787	1,1840	1,2154
USD/GBP	1,7564	1,8033	1,7637	1,7697	1,7298	1,7211	1,7787
CHF/USD	1,2886	1,2527	1,2932	1,2888	1,3149	1,3135	1,2779
JPY/USD	112,51	110,61	113,49	116,38	119,80	117,92	117,22

Indices (value at the end of the month) *

	October'05	November'05	December'05	January'06	TREND	Modification	%
Dow Jones	10440,07	10805,87	10717,50	10864,86	↑	147,36	1,37
DAX	4929,07	5193,40	5408,26	5674,15	↑	265,89	4,92
Nikkei 225	13606,50	14872,15	16111,43	16649,82	↑	538,39	3,34
FTSE 100	5317,30	5423,20	5618,80	5760,30	↑	141,50	2,52

Source: Bloomberg.

* Daily close values