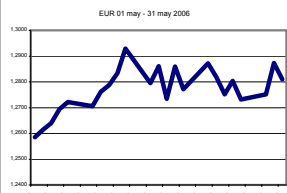
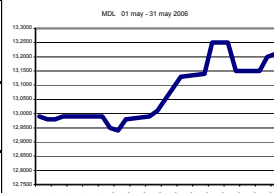

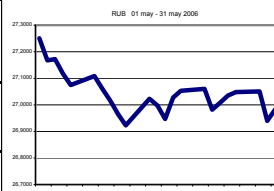
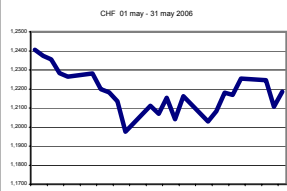
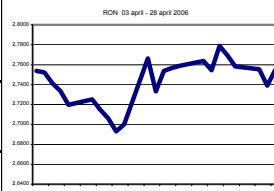
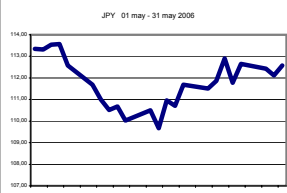
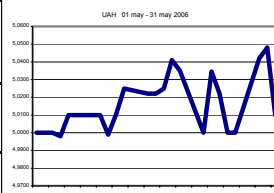
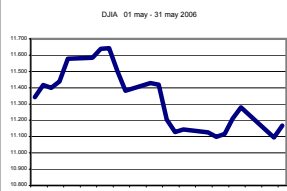
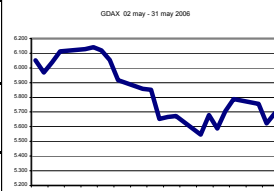
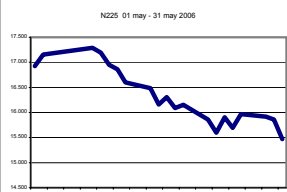
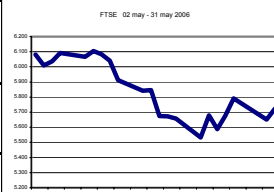


Foreign Exchange and Financial Markets in May 2006

USD/EUR	1,2585 ↑ 1,2810	MDL/USD	12,9900 ↑ 13,2100
▲ 1,7878%		▲ 1,6936%	
Max. 1,2929 - 12.05.2006		Max. 13,2500 - 23.05.2006	
Min. 1,2585 - 01.05.2006		Min. 12,9400 - 11.05.2006	
USD/GBP	1,8256 ↑ 1,8695	RUB/USD	27,2501 ↓ 26,9834
▲ 2,4047%		▼ -0,9787%	
Max. 1,8952 - 18.05.2006		Max. 27,2501 - 01.05.2006	
Min. 1,8256 - 01.05.2006		Min. 26,9225 - 12.05.2006	
CHF/USD	1,2406 ↓ 1,2186	RON/USD	2,7538 ↑ 2,7547
▼ -1,7733%		▲ 0,0327%	
Max. 1,2406 - 01.05.2006		Max. 2,7788 - 24.05.2006	
Min. 1,1975 - 12.05.2006		Min. 2,6931 - 11.05.2006	
JPY/USD	113,35 ↓ 112,58	UAH/USD	5,0000 ↑ 5,0100
▼ -0,6793%		▲ 0,2000%	
Max. 113,57 - 04.05.2006		Max. 5,0480 - 30.05.2006	
Min. 109,67 - 16.05.2006		Min. 4,9980 - 04.05.2006	
Dow Jones*	11343,29 ↓ 11168,31	DAX*	6051,29 ↓ 5692,86
▼ -1,5426%		▼ -5,9232%	
Max. 11642,65 - 10.05.2006		Max. 6140,72 - 09.05.2006	
Min. 11094,43 - 30.05.2006		Min. 5546,24 - 22.05.2006	
Nikkei*	16925,71 ↓ 15467,33	FTSE*	6082,10 ↓ 5723,80
▼ -8,6164%		▼ -5,8911%	
Max. 17291,67 - 08.05.2006		Max. 6105,60 - 09.05.2006	
Min. 15467,33 - 31.05.2006		Min. 5532,70 - 22.05.2006	

Source: Reuters

* Daily close values

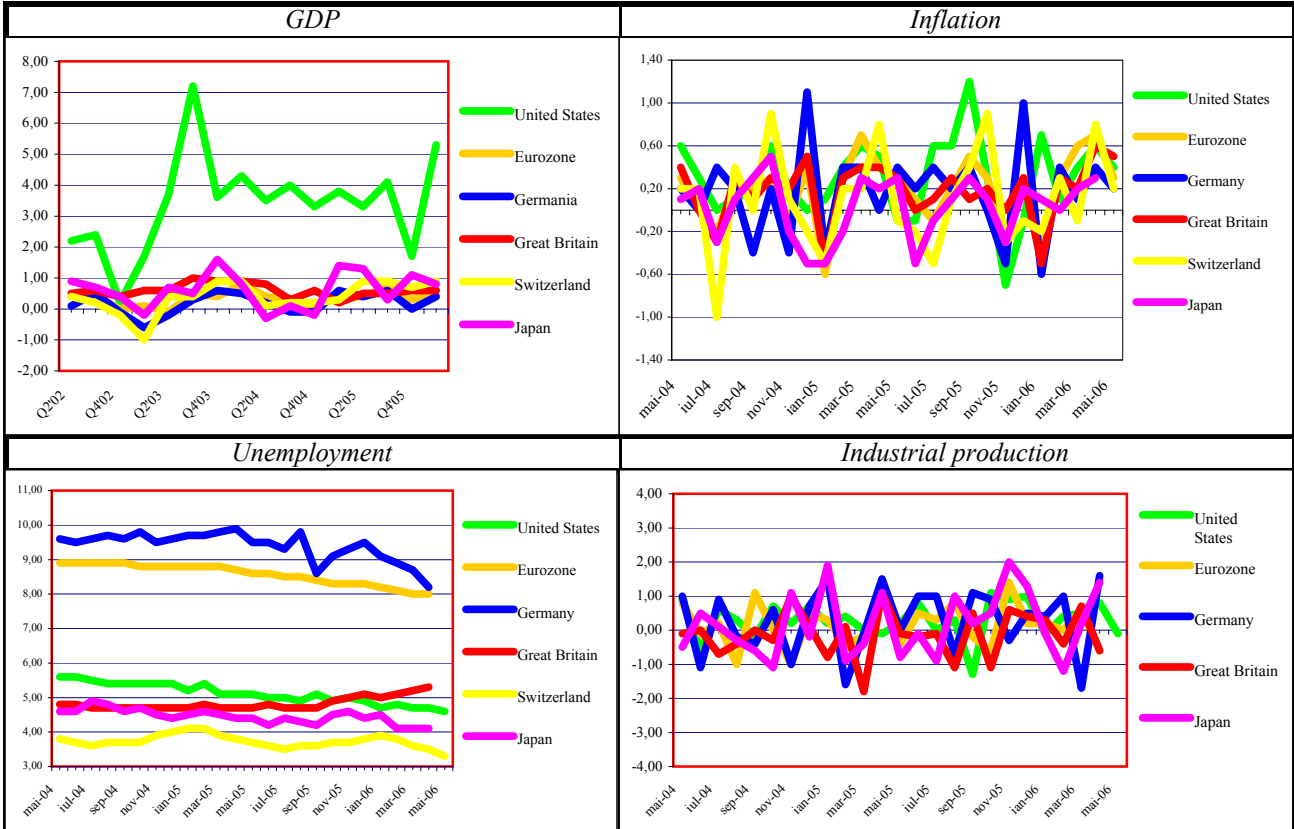
Foreign Exchange and Financial Markets in May 2006

Economic indicators

	GDP			Inflation			Unemployment			Industrial production		
	Q3'05	Q4'05	Q1'06	mar.	apr.	may	mar.	apr.	may	mar.	apr.	may
United States *	4,1	1,7	5,3	0,4	0,6	0,4	4,7	4,7	4,6	0,5	0,8	-0,1
Eurozone	0,7	0,3	0,6	0,6	0,7	0,3	8,0	8,0	n/a	0,6	-0,6	n/a
Germany	0,6	0,0	0,4	0,1	0,4	0,2	8,7	8,2	n/a	-1,7	1,6	n/a
Great Britain	0,5	0,6	0,6	0,2	0,6	0,5	5,2	5,3	n/a	0,7	-0,6	n/a
Switzerland **	0,9	0,7	0,9	-0,1	0,8	0,2	3,6	3,5	3,3	-1,9	n/a	n/a
Japan	0,3	1,1	0,8	0,2	0,3	n/a	4,1	4,1	n/a	0,2	1,4	n/a

* United States GDP annual rates

** Switzerland industrial production for Q1, 2006



Forex Trends (US Dollars against four major currencies at the end of the month)

	December'05	January'06	February'06	March'06	April'06	May'06
USD/EUR	1,1840	1,2154	1,1919	1,2117	1,2634	1,2810
USD/GBP	1,7211	1,7787	1,7538	1,7380	1,8253	1,8695
CHF/USD	1,3135	1,2779	1,3119	1,3037	1,2386	1,2186
JPY/USD	117,92	117,22	115,75	117,66	113,83	112,58

Indices (value at the end of the month) *

	March'06	April'06	May'06	TREND	Modification	%
DAX	5970,08	6009,89	5692,86	↓	-317,03	-5,28
FTSE 100	5964,60	6023,10	5723,80	↓	-299,30	-4,97
Dow Jones	11109,32	11367,14	11168,31	↓	-198,83	-1,75
Nikkei 225	17059,66	16906,23	15467,33	↓	-1438,90	-8,51

Source: Bloomberg.

* Daily close values