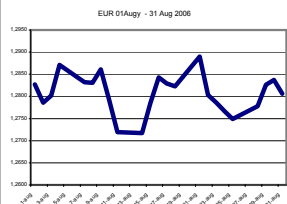
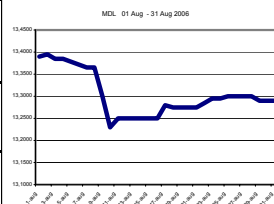
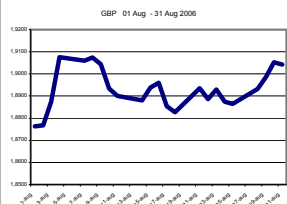
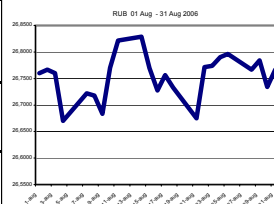
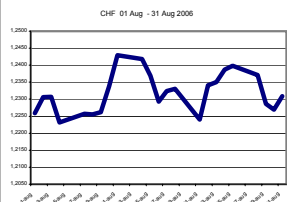
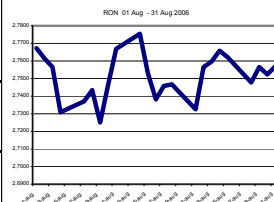

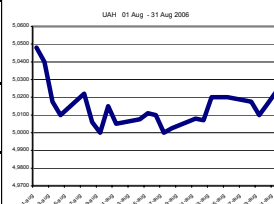
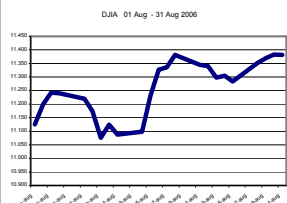

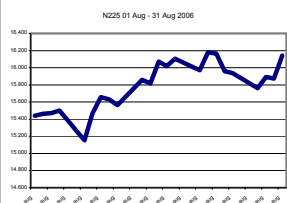
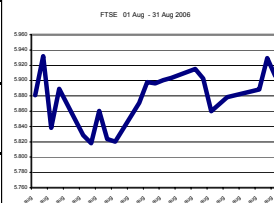


Foreign Exchange and Financial Markets in August 2006

USD/EUR	1,2827 ↓ 1,2806		MDL/USD	13,3900 ↓ 13,2900
▼ -0,1637%			▼ -0,7468%	
Max. 1,2890 - 21.08.2006			Max. 13,3950 - 02.08.2006	
Min. 1,2717 - 14.08.2006			Min. 13,2300 - 10.08.2006	
USD/GBP	1,8763 ↑ 1,9042		RUB/USD	26,7600 ↑ 26,7664
▲ 1,4870%			▲ 0,0239%	
Max. 1,9075 - 04.08.2006			Max. 26,8290 - 14.08.2006	
Min. 1,8763 - 01.08.2006			Min. 26,6700 - 04.08.2006	
CHF/USD	1,2259 ↑ 1,2309		RON/USD	2,7673 ↓ 2,7570
▲ 0,4079%			▼ -0,3722%	
Max. 1,2429 - 11.08.2006			Max. 2,7755 - 14.08.2006	
Min. 1,2232 - 04.08.2006			Min. 2,7251 - 09.08.2006	
JPY/USD	114,55 ↑ 117,34		UAH/USD	5,0480 ↓ 5,0225
▲ 2,4356%			▼ -0,5052%	
Max. 117,34 - 31.08.2006			Max. 5,0480 - 01.08.2006	
Min. 114,43 - 04.08.2006			Min. 5,0000 - 09.08.2006	
Dow Jones*	11125,73 ↑ 11381,15		DAX*	5596,74 ↑ 5859,57
▲ 2,2958%			▲ 4,6961%	
Max. 11382,91 - 30.08.2006			Max. 5867,53 - 30.08.2006	
Min. 11076,18 - 09.08.2006			Min. 5596,74 - 01.08.2006	
Nikkei*	15440,91 ↑ 16140,76		FTSE*	5880,80 ↑ 5906,10
▲ 4,5324%			▲ 0,4302%	
Max. 16181,17 - 22.08.2006			Max. 5932,10 - 02.08.2006	
Min. 15154,06 - 07.08.2006			Min. 5818,10 - 08.08.2006	

Source: Reuters

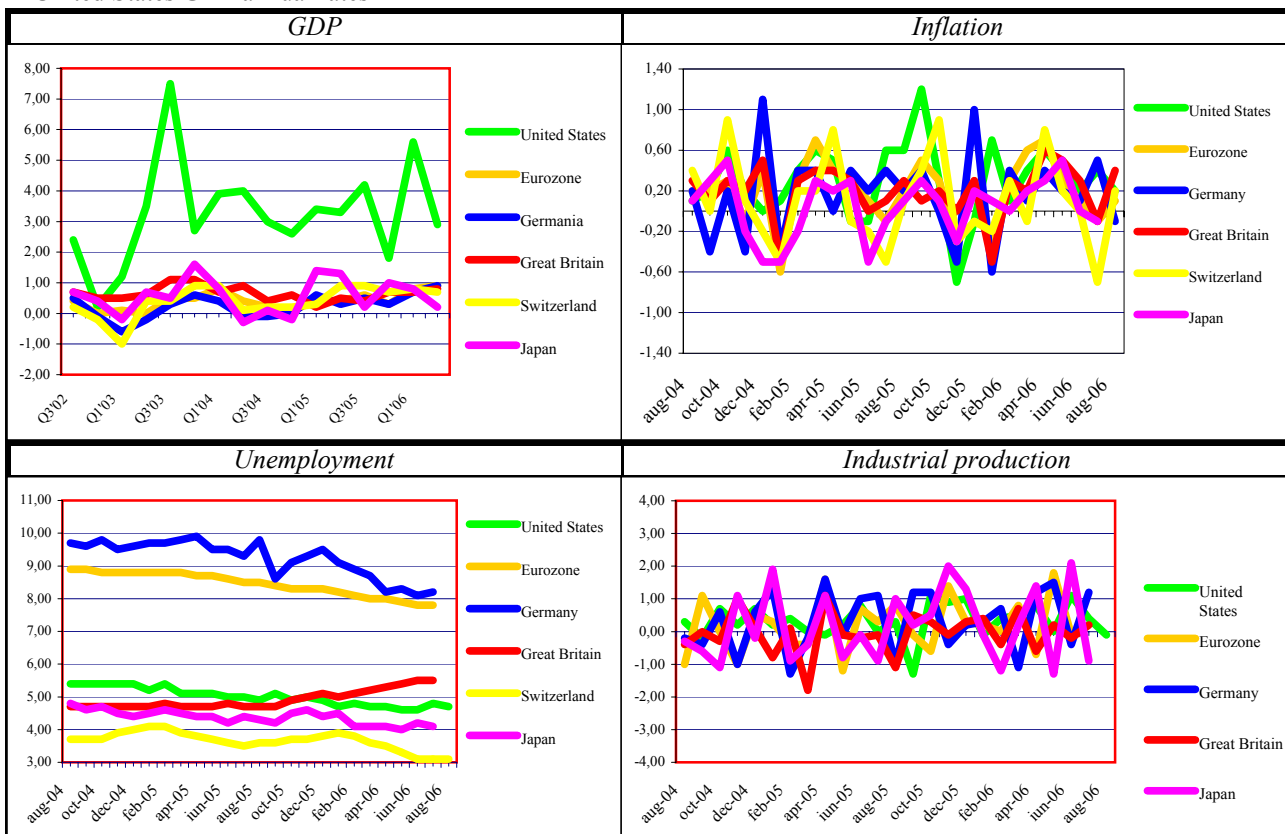
* Daily close values

Foreign Exchange and Financial Markets in August 2006

Economic indicators

	GDP			Inflation			Unemployment			Industrial production		
	Q4'05	Q1'06	Q2'06	june	july	august	june	july	august	june	july	august
United States *	1,8	5,6	2,9	0,2	0,4	0,2	4,6	4,8	4,7	1,1	0,4	-0,1
Eurozone	0,3	0,8	0,9	0,1	-0,1	0,1	7,8	7,8	n/a	-0,1	n/a	n/a
Germany	0,3	0,7	0,9	0,1	0,5	-0,1	8,1	8,2	n/a	-0,4	1,2	n/a
Great Britain	0,7	0,7	0,8	0,3	-0,1	0,4	5,5	5,5	n/a	-0,2	0,2	n/a
Switzerland	0,7	0,8	0,7	0,0	-0,7	0,2	3,1	3,1	3,1	3,4	n/a	n/a
Japan	1,0	0,8	0,2	0,0	-0,1	n/a	4,2	4,1	n/a	2,1	-0,9	n/a

* United States GDP annual rates



Forex Trends (US Dollars against four major currencies at the end of the month)

	March'06	April'06	May'06	June'06	July'06	August'06
USD/EUR	1,2117	1,2634	1,2810	1,2786	1,2762	1,2806
USD/GBP	1,7380	1,8253	1,8695	1,8475	1,8673	1,9042
CHF/USD	1,3037	1,2386	1,2186	1,2224	1,2314	1,2309
JPY/USD	117,66	113,83	112,58	114,43	114,67	117,34

Indices (value at the end of the month) *

	June'06	July'06	August'06	TREND	Modification	%
DAX	5683,31	5681,97	5859,57	↑	177,60	3,13
FTSE 100	5833,40	5928,30	5906,10	↓	-22,20	-0,37
Dow Jones	11150,22	11185,68	11381,15	↑	195,47	1,75
Nikkei 225	15505,18	15456,81	16140,76	↑	683,95	4,42

Source: Bloomberg.

* Daily close values