

Foreign Exchange and Financial Markets in January 2007

USD/EUR 1,3199 ↓ 1,3033		MDL/USD 12,9000 ↑ 12,9200	
▼ -1,2577%		▲ 0,1550%	
<p>Max. 1,3276 - 02.01.2007</p> <p>Min. 1,2892 - 11.01.2007</p>		<p>Max. 13,1100 - 05.01.2007</p> <p>Min. 12,9000 - 01.01.2007</p>	
USD/GBP 1,9584 ↑ 1,9637		RUB/USD 26,3050 ↑ 26,4915	
▲ 0,2706%		▲ 0,7090%	
<p>Max. 1,9818 - 23.01.2007</p> <p>Min. 1,9299 - 05.01.2007</p>		<p>Max. 26,5875 - 11.01.2007</p> <p>Min. 26,3050 - 01.01.2007</p>	
CHF/USD 1,2187 ↑ 1,2436		RON/USD 2,5630 ↑ 2,6153	
▲ 2,0432%		▲ 2,0406%	
<p>Max. 1,2532 - 26.01.2007</p> <p>Min. 1,2131 - 02.01.2007</p>		<p>Max. 2,6351 - 10.01.2007</p> <p>Min. 2,5413 - 02.01.2007</p>	
JPY/USD 119,05 ↑ 120,65		UAH/USD 5,0480 ↑ 5,0520	
▲ 1,3440%		▲ 0,0792%	
<p>Max. 121,74 - 29.01.2007</p> <p>Min. 118,59 - 05.01.2007</p>		<p>Max. 5,0630 - 19.01.2007</p> <p>Min. 5,0300 - 04.01.2007</p>	
Dow Jones* 12474,52 ↑ 12621,69		DAX* 6681,13 ↑ 6789,11	
▲ 1,1798%		▲ 1,6162%	
<p>Max. 12621,77 - 24.01.2007</p> <p>Min. 12398,01 - 05.01.2007</p>		<p>Max. 6789,11 - 31.01.2007</p> <p>Min. 6566,56 - 10.01.2007</p>	
Nikkei* 17353,67 ↑ 17383,42		FTSE* 6310,90 ↓ 6203,10	
▲ 0,1714%		▼ -1,7082%	
<p>Max. 17507,40 - 24.01.2007</p> <p>Min. 16838,17 - 11.01.2007</p>		<p>Max. 6319,00 - 03.01.2007</p> <p>Min. 6160,70 - 10.01.2007</p>	

Source: Reuters

* Daily close values

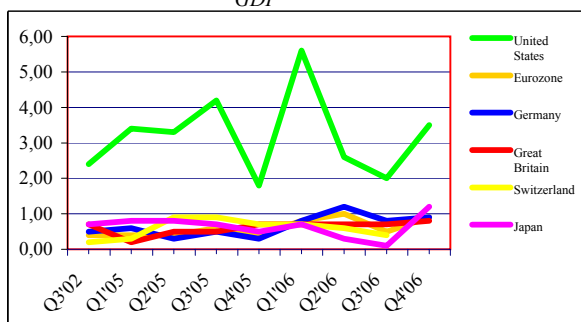
Foreign Exchange and Financial Markets in January 2007

Economic indicators

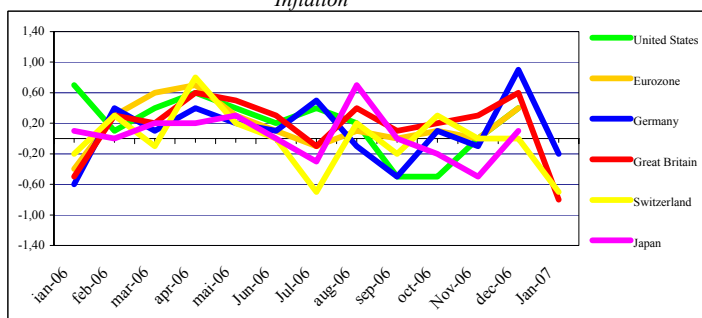
	GDP			Inflation			Unemployment			Industrial Product		
	Q2'06	Q3'06	Q4'06	November	December	January	November	December	January	November	December	January
United States *	2,6	2,0	3,5	0,0	0,4	n/a	4,5	4,5	4,6	-0,1	0,5	-0,5
Eurozone	1,0	0,5	0,9	0,0	0,4	n/a	7,6	7,5	n/a	0,3	1,0	n/a
Germany	1,2	0,8	0,9	-0,1	0,9	-0,2	8,0	7,9	n/a	2,1	-0,5	n/a
Great Britain	0,7	0,7	0,8	0,3	0,6	-0,8	5,5	5,5	n/a	0,3	-0,1	n/a
Switzerland	0,6	0,4	n/a	0,0	0,0	-0,7	3,1	3,3	3,3	n/a	n/a	n/a
Japan	0,3	0,1	1,2	-0,5	0,1	n/a	4,0	4,1	n/a	0,8	0,9	n/a

* United States GDP annual rates

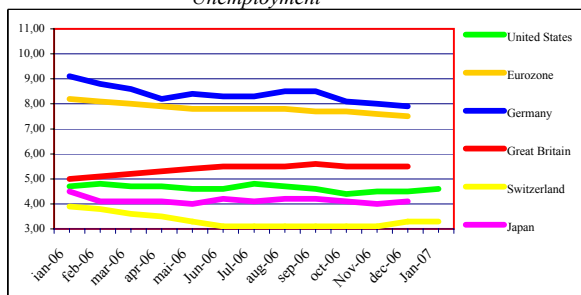
GDP



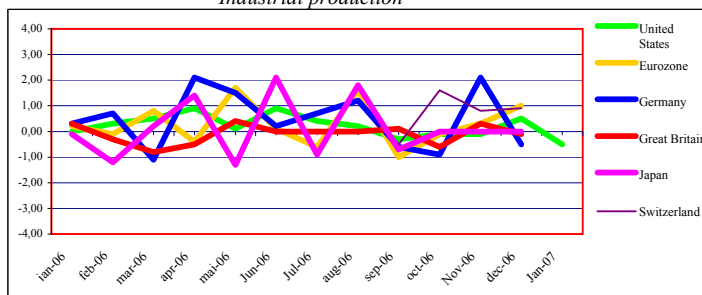
Inflation



Unemployment



Industrial production



Forex Trends (US Dollars against four major currencies at the end of the month)

	August'06	September'06	October'06	November'06	December'06	January'07
USD/EUR	1,2806	1,2671	1,2761	1,3240	1,3196	1,3033
USD/GBP	1,9042	1,8721	1,9074	1,9651	1,9588	1,9637
CHF/USD	1,2309	1,2504	1,2438	1,1988	1,2184	1,2436
JPY/USD	117,34	118,17	116,94	115,78	119,01	120,65

Indices (value at the end of the month) *

	November'06	December'06	January'07	TREND	Modification	%
DAX	6309,19	6596,92	6789,11	↑	192,19	2,91
FTSE 100	6048,80	6240,90	6203,10	↓	-37,80	-0,61
Dow Jones	12221,93	12463,15	12621,69	↑	158,54	1,27
Nikkei 225	16274,33	17225,83	17383,42	↑	157,59	0,91

Source: Bloomberg.

* Daily close values