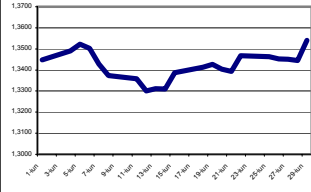
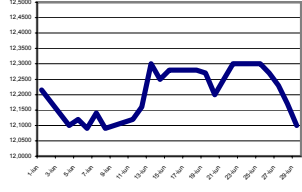
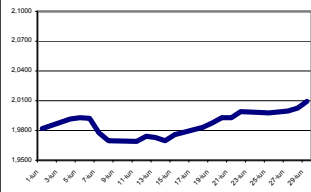
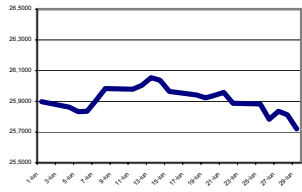
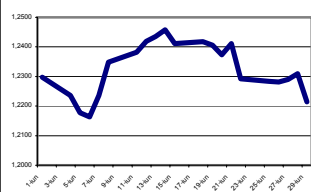
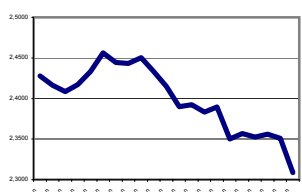
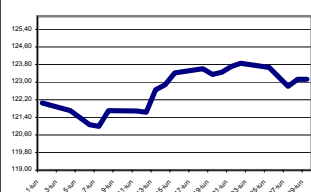
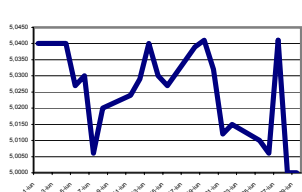
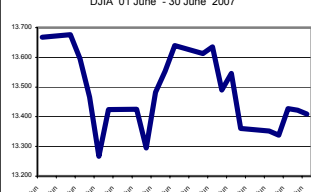
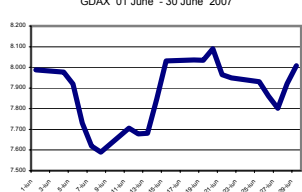
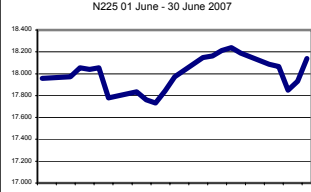
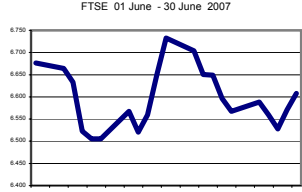


Foreign Exchange and Financial Markets in June 2007

USD/EUR 1,3448 ↑ 1,3541		MDL/USD 12,2150 ↓ 12,1000	
▲ 0,6916%	EUR 01 June - 30 June 2007 	▼ -0,9415%	MDL 01 June - 30 June 2007 
Max. 1,3541 - 29.06.2007		Max. 12,3000 - 13.06.2007	
Min. 1,3301 - 12.06.2007		Min. 12,0900 - 06.06.2007	
USD/GBP 1,9819 ↑ 2,0092		RUB/USD 25,8975 ↓ 25,7215	
▲ 1,3775%	GBP 01 June - 30 June 2007 	▼ -0,6796%	RUB 01 June - 30 June 2007 
Max. 2,0092 - 29.06.2007		Max. 26,0537 - 13.06.2007	
Min. 1,9690 - 11.06.2007		Min. 25,7215 - 29.06.2007	
CHF/USD 1,2298 ↓ 1,2214		RON/USD 2,4279 ↓ 2,3088	
▼ -0,6830%	CHF EUR 01 June - 30 June 2007 	▼ -4,9055%	RON 01 June - 30 June 2007 
Max. 1,2458 - 14.06.2007		Max. 2,4564 - 08.06.2007	
Min. 1,2163 - 06.06.2007		Min. 2,3088 - 29.06.2007	
JPY/USD 122,05 ↑ 123,14		UAH/USD 5,0400 ↓ 5,0000	
▲ 0,8931%	JPY 01 June - 30 June 2007 	▼ -0,7937%	UAH 01 June - 30 June 2007 
Max. 123,86 - 22.06.2007		Max. 5,0410 - 19.06.2007	
Min. 120,99 - 07.06.2007		Min. 5,0000 - 28.06.2007	
Dow Jones* 13668,11 ↓ 13408,62		DAX* 7987,85 ↑ 8007,32	
▼ -1,8985%	DJIA 01 June - 30 June 2007 	▲ 0,2437%	GDAX 01 June - 30 June 2007 
Max. 13676,32 - 04.06.2007		Max. 8090,49 - 20.06.2007	
Min. 13266,73 - 07.06.2007		Min. 7590,50 - 08.06.2007	
Nikkei* 17958,88 ↑ 18138,36		FTSE* 6676,70 ↓ 6607,90	
▲ 0,9994%	N225 01 June - 30 June 2007 	▼ -1,0304%	FTSE 01 June - 30 June 2007 
Max. 18240,30 - 21.06.2007		Max. 6732,40 - 15.06.2007	
Min. 17732,77 - 13.06.2007		Min. 6505,10 - 07.06.2007	

Source: Reuters

* Daily close values

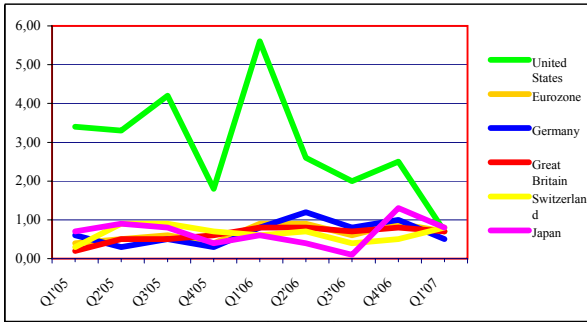
Foreign Exchange and Financial Markets in June 2007

Economic indicators

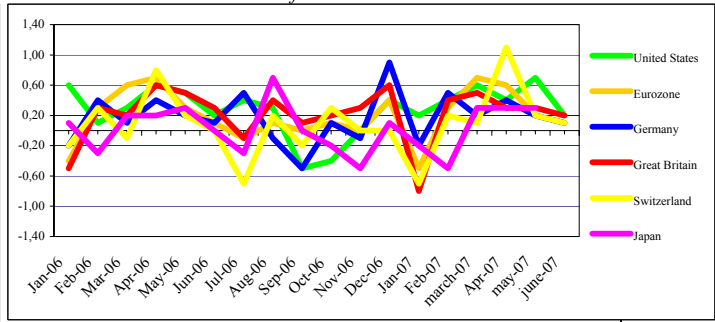
	GDP			Inflation			Unemployment			Industrial Product		
	Q4'06	Q1'07	Q2'07	April	May	June	April	May	June	April	May	June
United States *	2,5	0,7	n/a	0,4	0,7	0,2	4,5	4,5	4,5	0,4	-0,1	0,5
Eurozone	0,9	0,7	n/a	0,6	0,2	0,1	7,1	7,0	n/a	-0,7	0,9	n/a
Germany	1,0	0,5	n/a	0,4	0,2	0,1	6,7	6,6	n/a	-2,1	1,9	n/a
Great Britain	0,8	0,7	n/a	0,3	0,3	0,2	5,5	5,4	n/a	0,3	0,6	n/a
Switzerland	0,5	0,8	n/a	1,1	0,2	0,1	2,9	2,7	2,5	n/a	n/a	n/a
Japan	1,3	0,8	n/a	0,3	0,3	n/a	3,8	3,8	n/a	-0,2	-0,3	n/a

* United States GDP annual rates

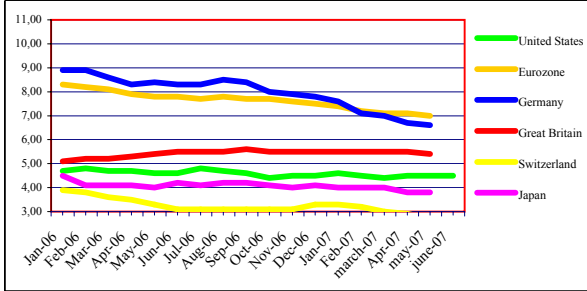
GDP



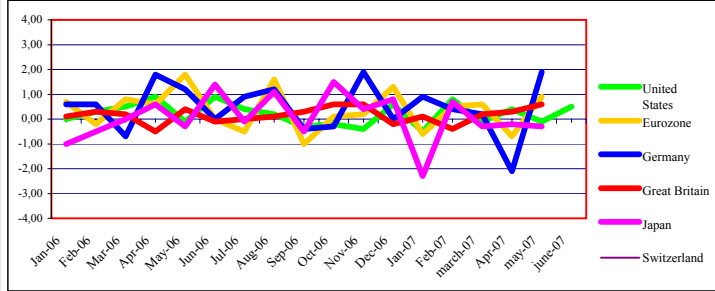
Inflation



Unemployment



Industrial production



Forex Trends (US Dollars against four major currencies at the end of the month)

	January'07	February'07	March'07	April'07	May'07	June'07
USD/EUR	1,3033	1,3233	1,3355	1,3645	1,3451	1,3541
USD/GBP	1,9637	1,9638	1,9679	1,9988	1,9805	2,0092
CHF/USD	1,2436	1,2186	1,2155	1,2073	1,2249	1,2214
JPY/USD	120,65	118,44	117,78	119,44	121,71	123,14

Indices (value at the end of the month) *

	April'07	May'07	June'07	TREND	Modification	%
DAX	7408,87	7883,04	8007,32	↑	124,28	1,58
FTSE 100	6449,20	6621,50	6607,90	↓	-13,60	-0,21
Dow Jones	13062,91	13627,64	13408,62	↓	-219,02	-1,61
Nikkei 225	17400,41	17875,75	18138,36	↑	262,61	1,47

Source: Bloomberg.

* Daily close values