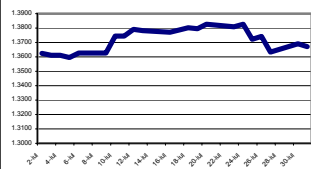

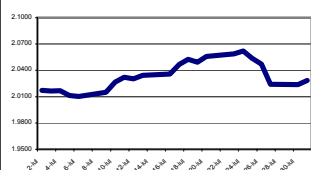
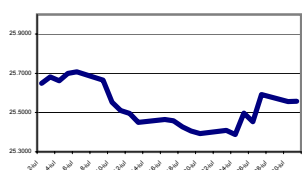
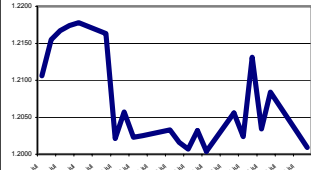
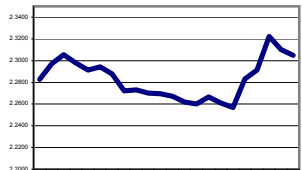
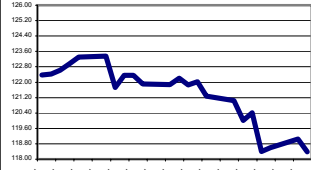
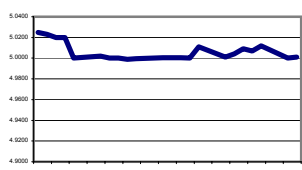
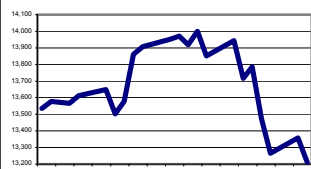
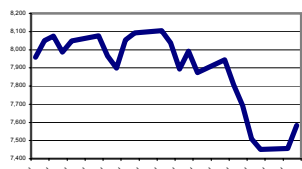
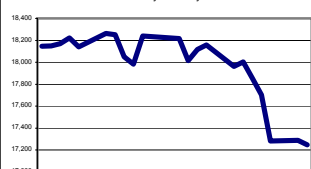
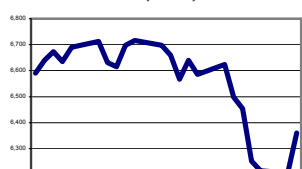


Foreign Exchange and Financial Markets in July 2007

USD/EUR 1.3625 ↑ 1.3672		MDL/USD 12.1600 ↓ 12.0800	
▲ 0.3450%		▼ -0.6579%	
Max. 1.3826 - 24.07.2007 Min. 1.3596 - 05.07.2007		Max. 12.1700 - 04.07.2007 Min. 12.0500 - 27.07.2007	
EUR 01 July - 31 July 2007		MDL 01 July - 31 July 2007	
			
USD/GBP 2.0170 ↑ 2.0285		RUB/USD 25.6500 ↓ 25.5570	
▲ 0.5702%		▼ -0.3626%	
Max. 2.0619 - 24.07.2007 Min. 2.0103 - 06.07.2007		Max. 25.7085 - 06.07.2007 Min. 25.3875 - 24.07.2007	
GBP 01 July - 31 July 2007		RUB 01 July - 31 July 2007	
			
CHF/USD 1.2106 ↓ 1.2009		RON/USD 2.2827 ↑ 2.3048	
▼ -0.8013%		▲ 0.9682%	
Max. 1.2178 - 06.07.2007 Min. 1.2004 - 20.07.2007		Max. 2.3223 - 27.07.2007 Min. 2.2568 - 24.07.2007	
CHF EUR 01 July - 31 July 2007		RON 01 July - 31 July 2007	
			
JPY/USD 122.38 ↓ 118.38		UAH/USD 5.0250 ↓ 5.0010	
▼ -3.2685%		▼ -0.4776%	
Max. 123.36 - 09.07.2007 Min. 118.38 - 31.07.2007		Max. 5.0250 - 02.07.2007 Min. 4.9990 - 12.07.2007	
JPY 01 July - 31 July 2007		UAH 01 July - 31 July 2007	
			
Dow Jones* 13535.43 ↓ 13211.99		DAX* 7958.24 ↓ 7584.14	
▼ -2.3896%		▼ -4.7008%	
Max. 14000.41 - 19.07.2007 Min. 13211.99 - 31.07.2007		Max. 8105.69 - 16.07.2007 Min. 7451.68 - 27.07.2007	
DJIA 01 July - 31 July 2007		GDAX 01 July - 31 July 2007	
			
Nikkei* 18146.30 ↓ 17248.89		FTSE* 6590.60 ↓ 6360.10	
▼ -4.9454%		▼ -3.4974%	
Max. 18261.98 - 09.07.2007 Min. 17248.89 - 31.07.2007		Max. 6716.70 - 13.07.2007 Min. 6206.10 - 30.07.2007	
N225 01 July - 31 July 2007		FTSE 01 July - 31 July 2007	
			

Source: Reuters

* Daily close values

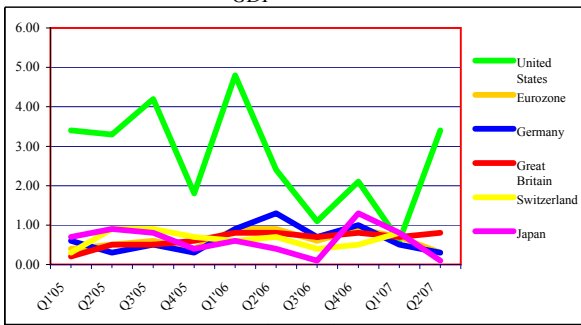
Foreign Exchange and Financial Markets in July 2007

Economic indicators

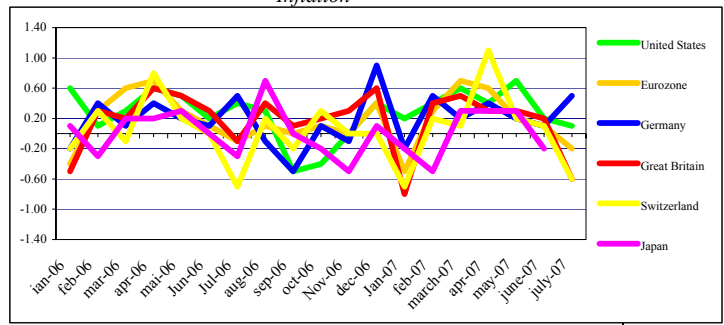
	GDP			Inflation			Unemployment			Industrial Product		
	Q4'06	Q1'07	Q2'07	May	June	July	May	June	July	May	June	July
United States *	2.1	0.6	3.4	0.7	0.2	0.1	4.5	4.5	4.6	-0.2	0.6	0.3
Eurozone	0.9	0.7	0.3	0.2	0.1	-0.2	6.9	6.9	n/a	1.0	-0.1	n/a
Germany	1.0	0.5	0.3	0.2	0.1	0.5	6.5	6.4	n/a	1.9	-0.4	n/a
Great Britain	0.8	0.7	0.8	0.3	0.2	-0.6	5.4	5.4	n/a	0.6	0.1	n/a
Switzerland	0.5	0.8	n/a	0.2	0.1	-0.6	2.7	2.5	2.5	n/a	n/a	n/a
Japan	1.3	0.8	0.1	0.3	-0.2	n/a	3.8	n/a	n/a	-0.3	1.3	n/a

* United States GDP annual rates

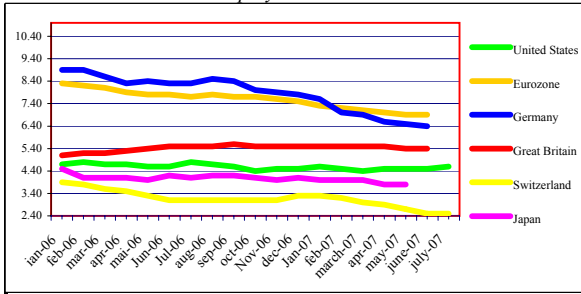
GDP



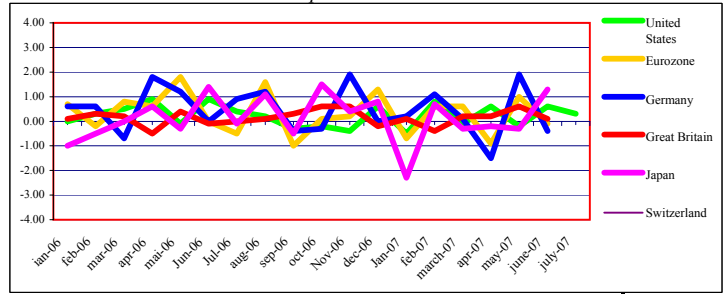
Inflation



Unemployment



Industrial production



Forex Trends (US Dollars against four major currencies at the end of the month)

	February'07	March'07	April'07	May'07	June'07	July'07
USD/EUR	1.3233	1.3355	1.3645	1.3451	1.3541	1.3672
USD/GBP	1.9638	1.9679	1.9988	1.9805	2.0092	2.0285
CHF/USD	1.2186	1.2155	1.2073	1.2249	1.2214	1.2009
JPY/USD	118.44	117.78	119.44	121.71	123.14	118.38

Indices (value at the end of the month) *

	May'07	June'07	July'07	TREND	Modification	%
DAX	7883.04	8007.32	7584.14	↓	-423.18	-5.28
FTSE 100	6621.50	6607.90	6360.10	↓	-247.80	-3.75
Dow Jones	13627.64	13408.62	13211.99	↓	-196.63	-1.47
Nikkei 225	17875.75	18138.36	17248.89	↓	-889.47	-4.90

Source: Bloomberg.

* Daily close values