



Foreign Exchange and Financial Markets in May 2010

EUR/USD		1.3192 ↓ 1.2305	USD/MDL		12.6570 ↑ 12.8600
▼ -6.7238%			▲ 1.6039%		
Max.	1.3192 - 03.05.2010		Max.	12.8600 - 31.05.2010	
Min.	1.2167 - 26.05.2010		Min.	12.4410 - 10.05.2010	
GBP/USD		1.5244 ↓ 1.4537	USD/RUB		29.2985 ↑ 30.8860
▼ -4.6379%			▲ 5.4184%		
Max.	1.5244 - 03.05.2010		Max.	31.4565 - 20.05.2010	
Min.	1.4301 - 18.05.2010		Min.	29.2985 - 03.05.2010	
USD/CHF		1.0855 ↑ 1.1548	USD/RON		3.1249 ↑ 3.4058
▲ 6.3842%			▲ 8.9891%		
Max.	1.1597 - 26.05.2010		Max.	3.4417 - 18.05.2010	
Min.	1.0855 - 03.05.2010		Min.	3.1249 - 03.05.2010	
USD/JPY		94.54 ↓ 91.24	USD/UAH		7.9200 ↑ 7.9240
▼ -3.4906%			▲ 0.0505%		
Max.	94.62 - 04.05.2010		Max.	7.9250 - 12.05.2010	
Min.	89.56 - 20.05.2010		Min.	7.9100 - 05.05.2010	
Dow Jones*		11151.83 ↓ 10136.63	DAX*		6166.92 ↓ 5964.33
▼ -9.1034%			▼ -3.2851%		
Max.	11151.83 - 03.05.2010		Max.	6251.97 - 13.05.2010	
Min.	9974.45 - 26.05.2010		Min.	5670.04 - 25.05.2010	
Nikkei*		10695.69 ↓ 9768.70	FTSE*		5411.11 ↓ 5188.43
▼ -8.6670%			▼ -4.1152%		
Max.	10695.69 - 06.05.2010		Max.	5433.73 - 13.05.2010	
Min.	9459.89 - 25.05.2010		Min.	4940.68 - 25.05.2010	

Source: Reuters

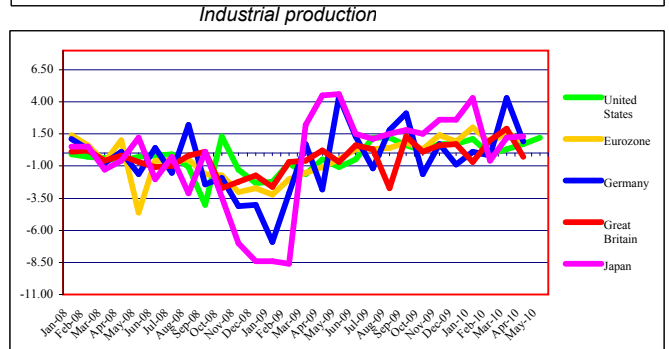
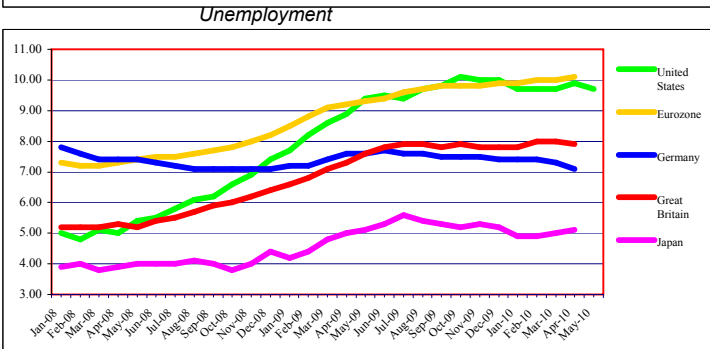
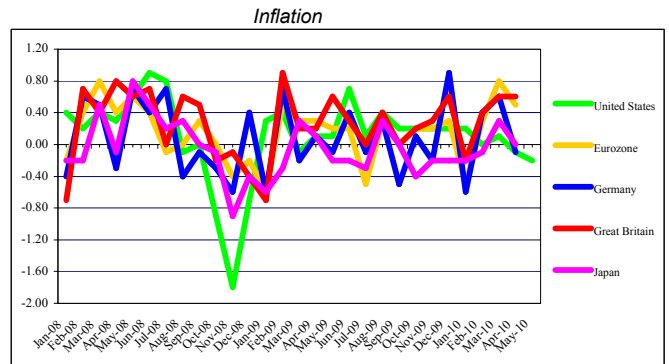
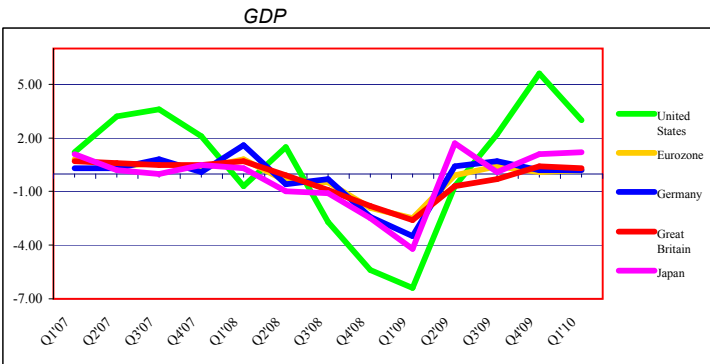
* Daily close values



Foreign Exchange and Financial Markets in May 2010

Economic indicators (%)												
	GDP (modification)			Inflation (modification)			Unemployment rate			Industrial Product (modification)		
	Q3'09	Q4'09	Q1'10	March '10	April '10	May '10	March '10	April '10	May '10	March '10	April '10	May '10
United States *	2.2	5.6	3.0	0.1	-0.1	-0.2	9.7	9.9	9.7	0.3	0.7	1.2
Eurozone	0.4	0.1	0.2	0.8	0.5	0.2	10.0	10.1	n/a	1.6	0.9	n/a
Germany	0.7	0.2	0.2	0.6	-0.1	0.1	7.3	7.1	n/a	4.3	0.9	n/a
Great Britain	-0.3	0.4	0.3	0.6	0.6	0.2	8.0	7.9	n/a	1.9	-0.3	n/a
Japan	0.1	1.1	1.2	0.3	0.0	n/a	5.0	5.1	n/a	1.2	1.3	n/a

* United States GDP annual rates



Forex Trends (US Dollars against major currencies at the end of the month)						
	December"2009	January"2010	February"2010	March"2010	April"2010	May"2010
EUR/USD	1.4316	1.3862	1.3625	1.3510	1.3295	1.2305
GBP/USD	1.6154	1.6002	1.5247	1.5182	1.5268	1.4537
USD/CHF	1.0355	1.0604	1.0734	1.0535	1.0773	1.1548
USD/JPY	92.90	90.30	88.85	93.46	93.81	91.24

Indices (value at the end of the month) *						
	March"2010	April"2010	May"2010	TREND	Modification	%
DAX	6153.55	6135.70	5964.33	↓	-171.37	-2.79
FTSE 100	5679.64	5553.29	5188.43	↓	-364.86	-6.57
Dow Jones	10856.63	11008.61	10136.63	↓	-871.98	-7.92
Nikkei 225	11089.94	11057.40	9768.70	↓	-1288.70	-11.65

* Daily close values

Source: Bloomberg.