

**Foreign Exchange and Financial Markets in December 2009**

EUR/USD		1.5087 ↓ 1.4316	USD/MDL		11.0845 ↑ 12.1850
▼ -5.1104%			▲ 9.9283%		
Max.	1.5087 - 01.12.2009		Max.	12.3000 - 29.12.2009	
Min.	1.4249 - 22.12.2009		Min.	11.0350 - 02.12.2009	
GBP/USD		1.6622 ↓ 1.6154	USD/RUB		29.0580 ↑ 30.3110
▼ -2.8155%			▲ 4.3121%		
Max.	1.6634 - 02.12.2009		Max.	30.8057 - 17.12.2009	
Min.	1.5896 - 29.12.2009		Min.	29.0580 - 01.12.2009	
USD/CHF		0.9988 ↑ 1.0355	USD/RON		2.8234 ↑ 2.9566
▲ 3.6744%			▲ 4.7177%		
Max.	1.0486 - 22.12.2009		Max.	2.9566 - 31.12.2009	
Min.	0.9988 - 01.12.2009		Min.	2.7899 - 03.12.2009	
USD/JPY		86.64 ↑ 92.90	USD/UAH		8.0100 ↓ 8.0000
▲ 7.2253%			▼ -0.1248%		
Max.	92.90 - 31.12.2009		Max.	8.0100 - 01.12.2009	
Min.	86.64 - 01.12.2009		Min.	7.9610 - 23.12.2009	
Dow Jones*		10471.58 ↓ 10428.05	DAX*		5776.61 ↑ 5957.43
▼ -0.4157%			▲ 3.1302%		
Max.	10548.51 - 30.12.2009		Max.	6011.55 - 29.12.2009	
Min.	10285.97 - 08.12.2009		Min.	5647.84 - 09.12.2009	
Nikkei*		9572.20 ↑ 10546.44	FTSE*		5312.17 ↑ 5412.88
▲ 10.1778%			▲ 1.8958%		
Max.	10638.06 - 29.12.2009		Max.	5437.61 - 29.12.2009	
Min.	9572.20 - 01.12.2009		Min.	5196.81 - 18.12.2009	

Source: Reuters

* Daily close values



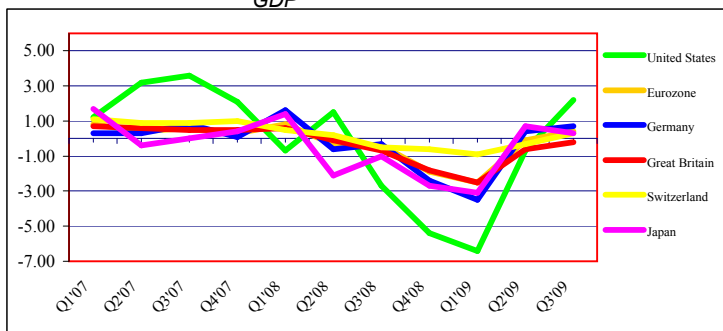
Foreign Exchange and Financial Markets in December 2009

Economic indicators (%)													
	GDP (modification)			Inflation (modification)			Unemployment rate			Industrial Product (modification)			
	Q1'09	Q2'09	Q3'09	October	November	December	October	November	December	October	November	December	
United States *	-6.4	-0.7	2.2	0.3	0.4	0.1	10.1	10.0	10.0	0.2	0.6	0.6	
Eurozone	-2.5	-0.1	0.4	0.2	0.2	0.2	9.9	10.0	n/a	-0.3	1.1	n/a	
Germany	-3.5	0.4	0.7	0.1	-0.2	0.9	7.6	7.6	n/a	-1.7	0.7	n/a	
Great Britain	-2.5	-0.6	-0.2	0.2	0.3	0.6	7.9	7.8	n/a	0.0	0.4	n/a	
Switzerland**	-0.9	-0.3	0.3	0.6	0.2	-0.2	4.0	4.2	4.4	n/a	n/a	n/a	
Japan	-3.1	0.7	0.3	-0.4	-0.2	n/a	5.1	5.2	n/a	0.5	2.2	n/a	

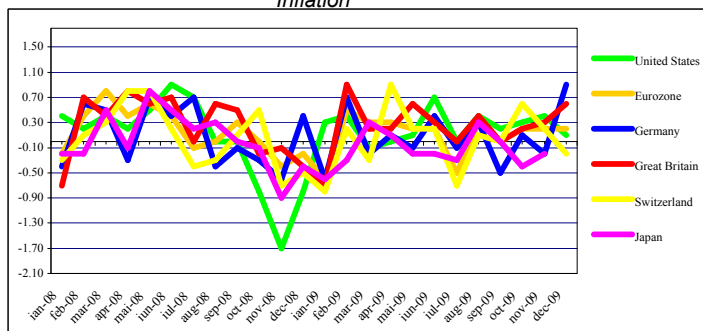
* United States GDP annual rates

** Monthly indicator for Industrial Product is not available

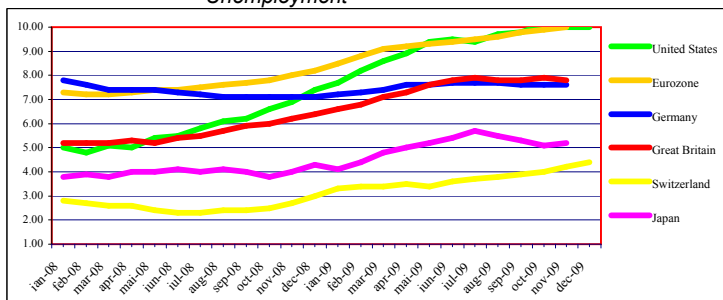
GDP



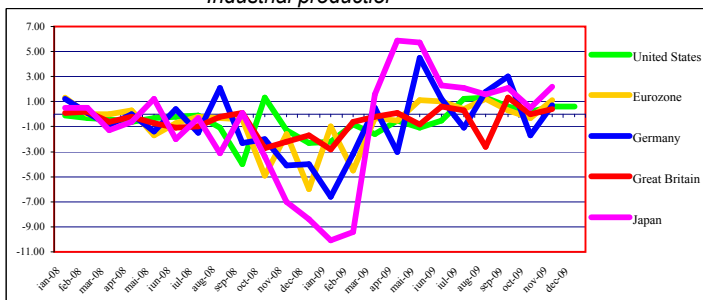
Inflation



Unemployment



Industrial production



Forex Trends (US Dollars against major currencies at the end of the month)

	July"2009	August"2009	September"2009	October"2009	November"2009	December"2009
EUR/USD	1.4247	1.4329	1.4635	1.4715	1.5007	1.4316
GBP/USD	1.6718	1.6274	1.6004	1.6446	1.6452	1.6154
USD/CHF	1.0683	1.0588	1.0358	1.0260	1.0049	1.0355
USD/JPY	94.66	93.01	89.75	90.08	86.34	92.90

Indices (value at the end of the month) *

	October"2009	November"2009	December"2009	TREND	Modification	%
DAX	5414.96	5625.95	5957.43	↑	331.48	5.89
FTSE 100	5044.55	5190.68	5412.88	↑	222.20	4.28
Dow Jones	9712.73	10344.84	10428.05	↑	83.21	0.80
Nikkei 225	10034.74	9345.55	10546.44	↑	1200.89	12.85

* Daily close values

Source: Bloomberg.