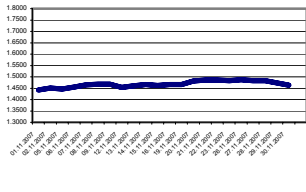
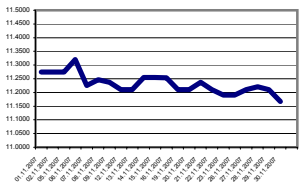
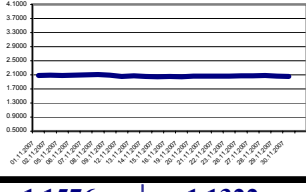
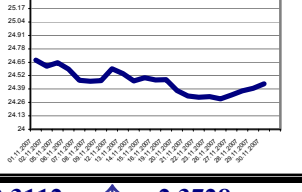
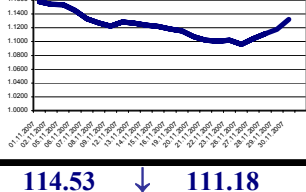
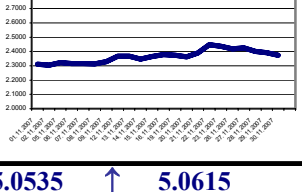
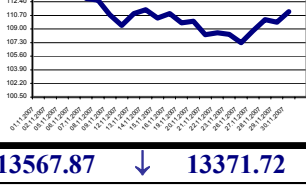
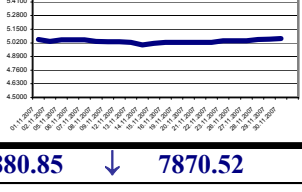
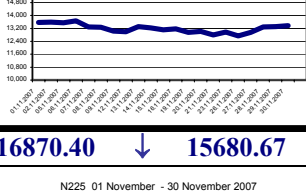
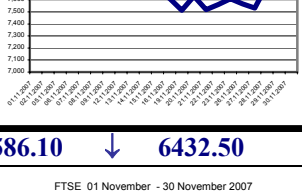
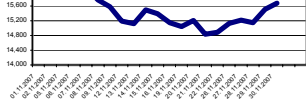
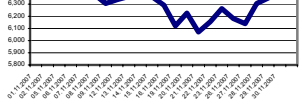


Foreign Exchange and Financial Markets in November 2007

USD/EUR		1.4418 ↑ 1.4631	MDL/USD		11.2750 ↓ 11.1675
▲ 1.4773%		EUR 01 November - 30 November 2007		▼ -0.9534%	
Max. 1.4879 - 26.11.2007				Max. 11.3200 - 06.11.2007	
Min. 1.4418 - 01.11.2007		Min. 11.1675 - 30.11.2007			
USD/GBP		2.0792 ↓ 2.0571	RUB/USD		24.6719 ↓ 24.4420
▼ -1.0629%		GBP 01 November - 30 November 2007		▼ -0.9318%	
Max. 2.1076 - 08.11.2007				Max. 24.6719 - 01.11.2007	
Min. 2.0443 - 15.11.2007		Min. 24.2963 - 26.11.2007			
CHF/USD		1.1576 ↓ 1.1322	RON/USD		2.3112 ↑ 2.3728
▼ -2.1942%		CHF 01 November - 30 November 2007		▲ 2.6653%	
Max. 1.1576 - 01.11.2007				Max. 2.4476 - 22.11.2007	
Min. 1.0962 - 26.11.2007		Min. 2.3037 - 02.11.2007			
JPY/USD		114.53 ↓ 111.18	UAH/USD		5.0535 ↑ 5.0615
▼ -2.9250%		JPY 01 November - 30 November 2007		▲ 0.1583%	
Max. 114.84 - 02.11.2007				Max. 5.0615 - 30.11.2007	
Min. 107.30 - 26.11.2007		Min. 5.0010 - 14.11.2007			
Dow Jones*		13567.87 ↓ 13371.72	DAX*		7880.85 ↓ 7870.52
▼ -1.4457%		DJIA 01 November - 30 November 2007		▼ -0.1311%	
Max. 13660.94 - 06.11.2007				Max. 7880.85 - 01.11.2007	
Min. 12743.44 - 26.11.2007		Min. 7511.97 - 19.11.2007			
Nikkei*		16870.40 ↓ 15680.67	FTSE*		6586.10 ↓ 6432.50
▼ -7.0522%		N225 01 November - 30 November 2007		▼ -2.3322%	
Max. 16870.40 - 01.11.2007				Max. 6586.10 - 01.11.2007	
Min. 14837.66 - 21.11.2007		Min. 6070.90 - 21.11.2007			

Source: Reuters

* Daily close values

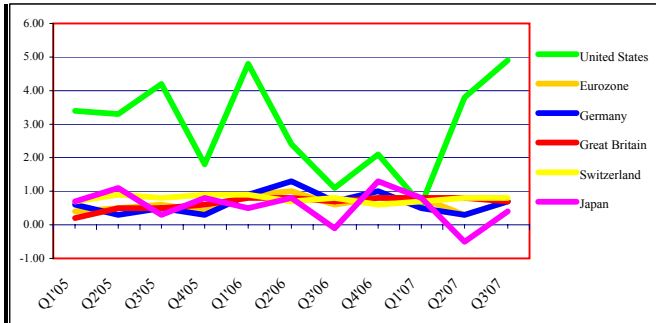
Foreign Exchange and Financial Markets in November 2007

Economic indicators

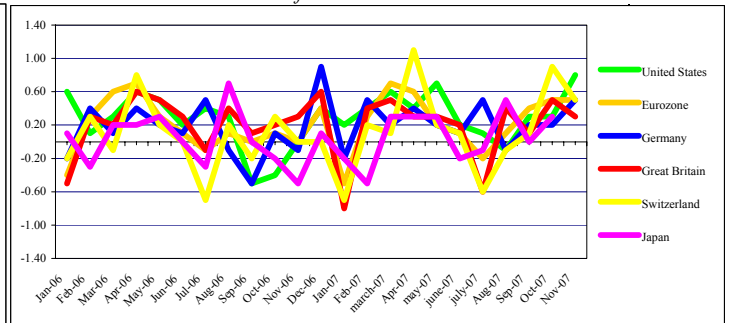
	GDP			Inflation			Unemployment			Industrial Product		
	Q1'07	Q2'07	Q3'07	September	October	November	September	October	November	September	October	November
United States *	0.6	3.8	4.9	0.3	0.3	0.8	4.7	4.7	4.7	0.3	-0.7	0.3
Eurozone	0.8	0.3	0.7	0.4	0.5	0.5	7.3	7.2	n/a	-0.8	0.4	n/a
Germany	0.5	0.3	0.7	0.2	0.2	0.5	8.2	8.1	n/a	0.1	-0.3	n/a
Great Britain	0.8	0.8	0.7	0.1	0.5	0.3	5.4	5.3	n/a	-0.4	0.4	n/a
Switzerland	0.7	0.8	0.8	0.1	0.9	0.5	2.5	2.6	2.7	-0.1	n/a	n/a
Japan	0.8	-0.5	0.4	0.0	0.3	n/a	4.0	4.0	n/a	-1.4	1.7	n/a

* United States GDP annual rates

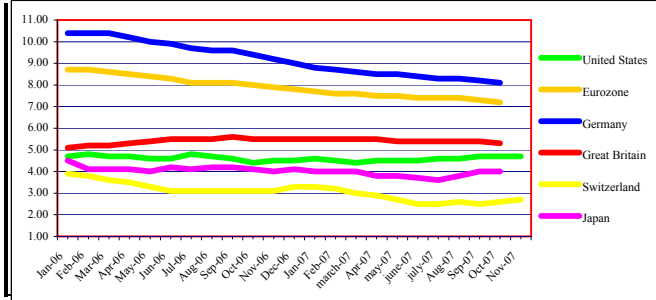
GDP



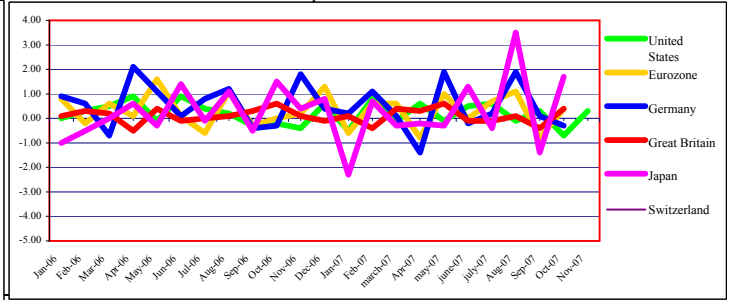
Inflation



Unemployment



Industrial production



Forex Trends (US Dollars against four major currencies at the end of the month)

	June'07	July'07	August'07	September'07	October'07	November'2007
USD/EUR	1.3541	1.3672	1.3928	1.4271	1.4480	1.4631
USD/GBP	2.0092	2.0285	2.0151	2.0469	2.0813	2.0571
CHF/USD	1.2214	1.2009	1.2086	1.1641	1.1581	1.1322
JPY/USD	123.14	118.38	115.76	114.79	115.29	111.18

Indices (value at the end of the month) *

	September'07	October'07	November'2007	TREND	Modification	%
DAX	7861.51	8019.22	7870.52	↓	-148.70	-1.85
FTSE 100	6466.80	6721.60	6432.50	↓	-289.10	-4.30
Dow Jones	13895.63	13930.01	13371.72	↓	-558.29	-4.01
Nikkei 225	16205.44	16737.63	15680.67	↓	-1056.96	-6.31

Source: Bloomberg.

* Daily close values