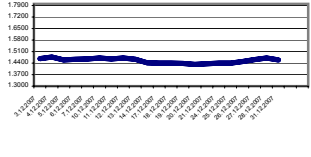
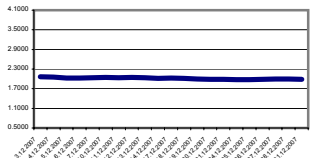
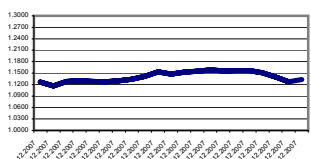
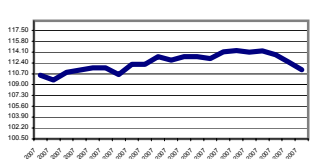
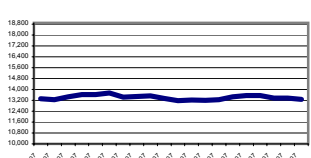
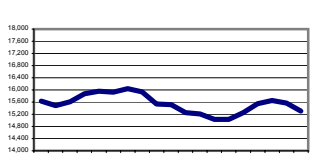


## Foreign Exchange and Financial Markets in December 2007

<b>USD/EUR</b>		<b>1.4665</b> ↓ <b>1.4589</b>	<b>MDL/USD</b>		<b>11.2075</b> ↑ <b>11.2945</b>
▼ <b>-0.5182%</b>		EUR 01 December - 31 December 2007		▲ <b>0.7763%</b>	
Max. 1.4765 - 4.12.2007				Max. 11.3000 - 20.12.2007	
Min. 1.4319 - 20.12.2007				Min. 11.1800 - 4.12.2007	
<b>USD/GBP</b>		<b>2.0656</b> ↓ <b>1.9847</b>	<b>RUB/USD</b>		<b>24.4710</b> ↑ <b>24.5695</b>
▼ <b>-3.9165%</b>		GBP 01 December - 31 December 2007		▲ <b>0.4025%</b>	
Max. 2.0656 - 3.12.2007				Max. 24.7631 - 20.12.2007	
Min. 1.9767 - 24.12.2007				Min. 24.3921 - 4.12.2007	
<b>CHF/USD</b>		<b>1.1266</b> ↑ <b>1.1335</b>	<b>RON/USD</b>		<b>2.3882</b> ↑ <b>2.4719</b>
▲ <b>0.6125%</b>		CHF 01 December - 31 December 2007		▲ <b>3.5047%</b>	
Max. 1.1584 - 20.12.2007				Max. 2.4719 - 31.12.2007	
Min. 1.1161 - 4.12.2007				Min. 2.3882 - 3.12.2007	
<b>JPY/USD</b>		<b>110.47</b> ↑ <b>111.33</b>	<b>UAH/USD</b>		<b>5.0615</b> ↓ <b>5.0450</b>
▲ <b>0.7785%</b>		JPY 01 December - 31 December 2007		▼ <b>-0.3260%</b>	
Max. 114.34 - 24.12.2007				Max. 5.0630 - 13.12.2007	
Min. 109.73 - 4.12.2007				Min. 5.0250 - 24.12.2007	
<b>Dow Jones*</b>		<b>13314.57</b> ↓ <b>13264.82</b>	<b>DAX*</b>		<b>7837.26</b> ↑ <b>8067.32</b>
▼ <b>-0.3737%</b>		DJIA 01 December - 31 December 2007		▲ <b>2.9355%</b>	
Max. 13727.03 - 10.12.2007				Max. 8076.12 - 12.12.2007	
Min. 13167.20 - 17.12.2007				Min. 7808.94 - 4.12.2007	
<b>Nikkei*</b>		<b>15628.97</b> ↓ <b>15307.78</b>	<b>FTSE*</b>		<b>6386.60</b> ↑ <b>6476.90</b>
▼ <b>-2.0551%</b>		N225 01 December - 31 December 2007		▲ <b>1.4139%</b>	
Max. 16044.72 - 11.12.2007				Max. 6565.40 - 10.12.2007	
Min. 15030.51 - 19.12.2007				Min. 6277.80 - 17.12.2007	

Source: Reuters

\* Daily close values

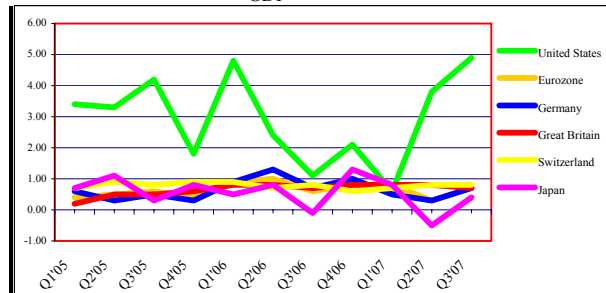
## Foreign Exchange and Financial Markets in December 2007

### Economic indicators

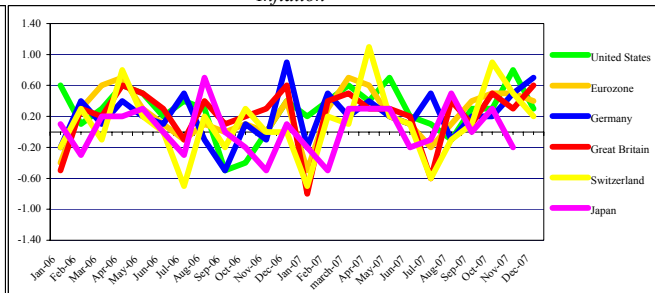
	GDP			Inflation			Unemployment			Industrial Product		
	Q1'07	Q2'07	Q3'07	October	November	December	October	November	December	October	November	December
United States *	0.6	3.8	4.9	0.3	0.8	0.3	4.8	4.7	5.0	-0.5	0.3	0.0
Eurozone	0.8	0.3	0.8	0.5	0.5	0.4	7.2	7.2	n/a	0.5	-0.4	n/a
Germany	0.5	0.3	0.7	0.2	0.5	0.7	8.1	7.9	n/a	0.1	-0.9	n/a
Great Britain	0.8	0.8	0.7	0.5	0.3	0.6	5.3	5.3	n/a	0.5	-0.1	n/a
Switzerland	0.7	0.8	0.8	0.9	0.5	0.2	2.6	2.7	2.8	n/a	n/a	n/a
Japan	0.8	-0.5	0.4	0.3	-0.2	n/a	4.0	3.8	n/a	1.7	-1.6	n/a

\* United States GDP annual rates

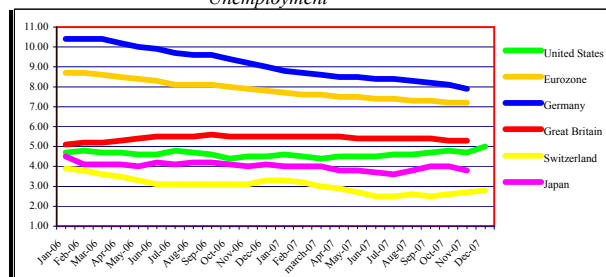
GDP



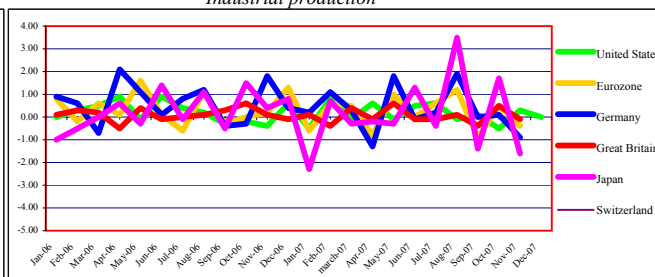
Inflation



Unemployment



Industrial production



### Forex Trends (US Dollars against four major currencies at the end of the month)

	July'07	August'07	September'07	October'07	November'07	December'07
USD/EUR	1.3672	1.3928	1.4271	1.4480	1.4589	1.4589
USD/GBP	2.0285	2.0151	2.0469	2.0813	1.9847	1.9847
CHF/USD	1.2009	1.2086	1.1641	1.1581	1.1335	1.1335
JPY/USD	118.38	115.76	114.79	115.29	111.33	111.33

### Indices (value at the end of the month) \*

	October'07	November'2007	December'2007	TREND	Modification	%
DAX	8019.22	7870.52	8067.32	↑	196.80	2.50
FTSE 100	6721.60	6432.50	6476.90	↑	44.40	0.69
Dow Jones	13930.01	13371.72	13264.82	↓	-106.90	-0.80
Nikkei 225	16737.63	15680.67	15307.78	↓	-372.89	-2.38

Source: Bloomberg.

\* Daily close values